

R • SERIES + WET • SERIES



premium

all-weather

all-purpose

loudspeaker systems



R-Series and WET Series II

Premium All-Weather / All-Purpose Loudspeaker Systems



Air Shows • Amusement Parks • Athletic Fields • Arenas • Carillons • Convention Centers • Cruise Ships • Distribution Centers • Factories • Fairgrounds • Field Houses • Gymnasiums • Ice Skating Rinks • Parking Lots • Public Concourses • Race Tracks • Rodeos • Roller Skating Rinks • Snow Ski Slopes • Stadia • Swimming Areas • Tennis Courts • Theme Parks • Warehouses • Water Skiing Courses • Or wherever high-fidelity sound is required indoors or outdoors

Contents

Section	Page
Community WET and R-Series: Proven Leaders	4
WET and R-Series Play Well Together	6
Engineering Innovation: Advanced Technologies	8
R-Series: The Problem Solver	10
Recommended Product Projection Distances	12
Design/Application Verification	13
R.25 Multipurpose 8-Inch Full-Range	14
R.5 Moderate 12-Inch Full-Range	14
R.5COAX Nearfield 12-Inch Full-Range	15
R.5HP High Performance, Medium Throw, 12-Inch Full-Range	16
R.5SUB 12-inch Subwoofer	16
R1 Medium/Long Throw, High Fidelity, 12-Inch Loudspeaker Systems	17
R1BNG Medium/Long Throw 12-Inch Systems for Indoor Applications	17
R2 Long Throw, High Output, High Fidelity Dual 12-Inch Systems	18
R2SUB Dual 12-Inch Subwoofer	18
R6-51 High Output, High Power, Three-Way Multi-Driver Vertical Array	19
R6-BASSHORN High Output, High Power, Low Frequency System	19
RMG-200A Voice-Range Announcement	20
RSH-462 Exponential FocusedArray™ High Level Horn System	20
WET Series II: Style, Performance and Panache	22
W2-218 Full-Range 2-Way 8-Inch	24
W2-228 Full-Range Quasi 3-Way 8-Inch	24
W2-2V8 Full-Range 2-Way Dual 8-Inch for Underbalcony	25
W2-2W8 Full-Range 2-Way "Wide" Dual 8-Inch	25
W2-215 Full-Range 2-Way 15-Inch	26
W2-312 Full-Range 3-Way 12-Inch	26
W2-322L Full-Range 3-Way Dual 12-Inch	27
W2-315 Full-Range 3-Way 15-Inch	27
W2-112 12-Inch Subwoofer	28
W2-122 Dual 12-Inch Subwoofer	28
W2-125 Dual 15-Inch Subwoofer	28
WET and R-Series: Proven Leaders	30



Community WET and R-Series

Proven Leaders in All-Weather / All-Purpose Loudspeaker Systems

Since the founding of our company in 1968, Community has been a constant developer and innovator of loudspeaker technology. After 40 years of business, one of our most established and respected core competencies is the design and manufacture of not one, but two comprehensive lines of loudspeaker products for all seasons and all applications – the **R-Series** and **WET Series II** are classified as Community's All-Weather/All-Purpose loudspeaker systems.


With Community's weather-resistant WET and R-Series, high quality voice reproduction and music performance normally associated only with indoor systems are now available for outdoor use. Moreover, the styling and durability of every loudspeaker model in both product families make them suitable for virtually any indoor environment as well. Easily handling a vast range of applications that span from nightclubs to convention centers, these All-Weather/All-Purpose product lines provide the system designer with a wealth of options.



Play Mamas, Playa del Carmen, Mexico

THE TOUGHER, THE BETTER

From the high school athletic field to a NASCAR motor speedway, Community has a solution that's right for you. Today's active lifestyles have led to more and more events being held outdoors in all kinds of weather. Audio installations are counted on outdoors year round. Never before have cruise ships, waterparks, theme parks, themed restaurants and ski resorts enjoyed such popularity, not to mention pro, semi-pro, and scholastic outdoor sporting events. Combined together, these businesses and



Atlanta Motor Speedway, Hampton, Georgia, USA

educational institutes represent a multi-trillion dollar industry with one thing in common: they all demand the highest quality speech and music reproduction coupled with unquestioned product longevity.

Harsh climatic conditions pose no problem. All WET and R-Series are built to handle the toughest weather conditions imaginable. We don't make this claim lightly; our many years of experience and countless installations prove it to be true! When you need full-featured functionality, in even the most punishing environments, Community products will deliver the results that you demand, and come back asking for more.

Whether you're planning a temporary outdoor event like the World Cup Downhill Finals in Norway, or a permanent outdoor installation with guaranteed long-term reliability such as the Cleveland Browns NFL Stadium, Community's WET and R-Series can be trusted to provide superlative performance day after day, and year after year.

RELIABILITY, DURABILITY, PERFORMANCE

If you are a contractor, the reliability and durability of Community's All-Weather/All-Purpose products means that you can focus on new business instead of constantly revisiting and repairing past installations. If you're an owner, it means you can focus on your core business, instead of worrying about your sound system.

Where's the catch? There is none. But of

course we were not able to achieve these results overnight, nor can our competitors! It has taken us many years of research, development, testing, and refinement to develop the confidence that we have today in these innovative products. That confidence allows us to proudly offer a 15-year enclosure warranty and a 5-year product warranty on every R-Series and WET product sold... an industry first!

FINALLY, LOUDSPEAKERS FOR ALL APPLICATIONS

R-Series includes 22 models that singularly, and in combination, will handle almost any large-scale public address task imaginable. As you look through this brochure you will see examples of successful and enduring installations that range from motor speedways to convention centers. Larger R-Series models can easily reach across an entire stadium, while numerous smaller models are available for applications that are more modest in proportion. Very often the larger and smaller models will be deployed together, each covering specific zones in a stadium, a sports arena, or other large venues.



Harrah's Chester Casino and Racetrack, Pennsylvania, USA

The WET Series II family of 14 models is equally comprehensive, but here we omit the very large, long throw horn loaded systems found in the R-Series line. WET II is the premium choice for state-of-the-art sound quality, both indoors and out. Stylish nightclubs, modern cruise ships, and many other upscale facilities all over the world have adopted WET loudspeakers as their system of choice, due to their superb sound quality, attractive appearance, and preeminent versatility.

WET AND R-SERIES PLAY WELL TOGETHER

WET Series II and R-Series products play extremely well together, as evidenced by the many large-scale venues that have chosen to use models from both product families in combination, in order to create a best-case solution. For this reason we combined them together in this brochure as inspiration to our customers' creative instincts. Though each series is distinctive in its own right, using the two product lines together may be exactly what is needed to meet today's ever-evolving and increasingly competitive sound system installation challenges.

For example, several long throw R2's or RSH-462's may be perfectly complemented by a group of W2-2W8's added to the system for underbalcony fill. Or, perhaps a grouping of R1's will cover 80% of the main arena, but a group of W2-218's are needed to fill in some shadowed areas. The possibilities are endless. We encourage you to explore the highly effective end results that can readily be obtained by mixing and matching these two product categories to best suit your design requirements.

R-SERIES



The R-Series family features 22 models that range in capability from short throw usage for local area fill (about 30 to 50 feet), to extremely long throw capability... enough to reach across an entire stadium or even further (about 700 feet). A wide selection of coverage angles and power output capabilities characterize this versatile product line.

A small, single 12" subwoofer (called the R.5SUB) and a much larger dual 12" subwoofer (called the R2SUB) are available to complement full-range systems. A full, horn-loaded subwoofer/bass augmentation loudspeaker is available in the model R6-Basshorn. Smaller R-Series products are rotationally molded of polyethylene, while the larger models are built from hand-laid

glass fiber composites. All models are available in architectural light grey, but custom colors are also available for volume purchases.

All medium and long throw R-Series systems feature horn loading in all frequency bands. The acclaimed R2 is offered with no less than three symmetric horn patterns and two asymmetric horn patterns, and all models with the exception of R6, RMG and RSH are equipped with internal protection circuitry to guard against abusive overdrive.

In summary, R-Series products are the clear choice for short, medium, and long throw applications where high-power speech

and music reinforcement is required. Their impressive ratings and genuine musicality solve problems that no other product line can solve, both functionally and economically. R-Series systems are found in many of the world's preeminent motor speedways, convention centers and sports venues.

R-Series and WET Series II All-Weather / All-Purpose Loudspeakers

- Both product lines are extremely resistant to inclement weather and harsh environments, and both carry an identical 15-year enclosure warranty, plus a 5-year product warranty against manufacturing defects.
- Both feature Community's proprietary three-layer Weather-Stop™ protective grilles.
- Both feature Community's proprietary dual-layer powder coating process on its grilles and yokes for added durability and corrosion resistance.
- Both use grade 304 stainless steel hardware throughout.
- Both lines offer optional 70V/100V autoformers for the small and mid-sized systems.
- Both lines are equipped with stainless steel internal rigging fittings that accept threaded fasteners allowing for a variety of mounting options.

WET SERIES II



The WET Series II family features a selection of 14 models that span an impressive scale of size, power, and coverage patterns. Models are available for short throw applications for local area coverage and underbalcony fill, to high-power medium throw requirements (about 150 feet).

In addition to the comprehensive selection of full-range models, the WET II line includes three sizes of powerful subwoofers, affording a complete end-to-end solution for modern, ultra-high fidelity music applications.

All WET II models are constructed of multilayer glass fiber composite, and all are available in either white or black glossy finishes. WET II loudspeakers may also be

ordered in custom color enclosures at a nominal fee.

WET II products are uniquely styled with Community's own curved enclosure shape. Visually, they're the perfect complement to modern architectural designs like that of cruise ships, nightclubs, theme parks, and athletic facilities. Acoustically, the curved enclosure reduces internal reflections and standing waves, resulting in a pure sonic quality that must be experienced to be fully appreciated.


WET II is equipped with our latest sophisticated internal crossover networks for maximum linearity and sonic detail. WET II installations typically utilize Digital

Signal Processing controllers, or other advanced front-end electronics, so no internal protective 'overdrive' circuits are needed.

To summarize, WET Series II loudspeakers meet nearly all imaginable requirements for high performance music and speech systems, both indoors and out. Characterized by low distortion, a rapid transient response, and a wide-range frequency response, they provide unmatched musicality along with superb speech intelligibility. Whenever exceptional sonic performance and striking aesthetics are demanded, WET II loudspeakers stand ready to fulfill the requirement.

ENGINEERING INNOVATION:

Advanced Technologies Provide Superior Sound Quality and Unmatched Weatherability



Advanced Horn Technology



DRIVER PROTECTION

Functioning as a multi-stage limiter, Community's exclusive DYNA-TECH™ protection circuitry found in many R-Series models* provides precise and repeatable protection by reducing excessive power to the drivers under abusive conditions. In other models PowerSense™ DDP (Dynamic Driver Protection) protection circuitry is built into the crossover to provide protection against excessive current being delivered to the individual drivers and to the overall system.

ADVANCED HORN TECHNOLOGY

Community is the originator and master of fiberglass horn and enclosure manufacturing. The horns used in many WET II and R-Series loudspeakers are constructed as a single one-piece, precision waveguide by hand-crafting it on a precision mold using 100% hand-laminated, fiber-reinforced, composite fiberglass. Balsa wood is embedded and laminated into the fiberglass at strategic points during the process to create extremely strong, double wall constructions to dampen vibrations which in turn provide clean, resonant-free sound reproduction. In compact R-Series models, the horns are constructed of high density polyethylene with reinforcing ribs to dampen mechanical vibrations. Perforations in the horn reduce reflections from the LF driver while still providing optimum pattern control and acoustic loading for the high frequency driver.

STAINLESS STEEL

All hardware and fasteners, wherever possible, are made of grade 304 stainless steel, highly resistant to corrosion and oxidation.

DUAL-LAYER POWDER COAT

The steel grilles and yokes of many WET and R-Series loudspeakers are treated with Community's proprietary dual-layer powder coating process. An inner layer of a zinc-rich epoxy powder coat and an outer layer of a UV-resistant polyester powder coat provide two layers of protection against abrasion and corrosion. The combination of epoxy and polyester powder coat provides optimal protection for all circumstances and installations. Independent tests performed by the U.S. military and NASA demonstrated that a zinc-rich epoxy inner layer and a UV-protected outer color layer produced the best and longest lasting method of protecting steel structures from corrosion, pitting and other damage.

FERROFLUID

LF, MF and HF drivers use Ferrofluid in their voice coil gaps. Ferrofluid provides improved heat transfer resulting in higher power handling, reduced distortion from fluidic dampening of mechanical resonance, and it seals the air gaps against corrosion and oxidation.

* Models R.25, R.5 and R2 feature DYNA-TECH™, while R1 includes PowerSense™ protection circuitry.

Community's long-term program of innovative development has resulted in numerous proprietary and patented technologies. Some examples include our uniquely curved fiberglass enclosures, our carbon fiber cone drivers, and the use of Ferrofluid in all transducers; these achievements and more characterize the stylish and premium qualities of the WET Series II loudspeaker line. WET II products provide a wide selection of coverage angles, several models of subwoofers, and are available in glossy black or white finishes. This is an ideal product range for the no-compromise, progressive system designer, as well as the

savvy end user. WET II loudspeakers are the perfect choice for modern airports, high-tech theme parks, upscale retail environments, and seaside vacation resorts.

R-Series, on the other hand, are often specified for high-school and collegiate football fields, baseball and basketball venues, public swimming pools, and other similar uses. Based on years of experience, we know that misuse and abuse can occur from time to time in such installations. Therefore, R-Series products are equipped with our exclusive DYNA-TECH™ internal protection circuitry. DYNA-TECH aids immensely in providing years and years of

ENVIROTECH™ TECHNOLOGY

All internal circuitry is protected from the elements with our proprietary Envirotech coating. Envirotech seals sensitive electronic components against the effects of moisture and corrosive or acidic airborne contaminants.

WEATHER-STOP™ GRILLES

Community's proprietary three-layer Weather-Stop protective grille consists of an external perforated steel panel treated with our proprietary dual-layer powder coat process, a center layer of reticulated foam, and an inner layer of UV-resistant fine synthetic mesh. This grille assembly prevents water intrusion while providing a high degree of acoustic transparency.

CARBON FIBER CONES

The carbon fiber LF and MF cones used in WET Series II exhibit a superior strength-to-mass ratio (high Young's Modulus) over that of traditional cone material, thus improving transient response and efficiency while simultaneously lowering distortion.

LINEAR CROSSOVERS

For Community's WET Series II loudspeakers, the crossovers are specially engineered to exhibit a more linear amplitude and phase response. The frequency dividing networks in larger systems make use of technology which achieves 24dB or greater slopes between band passes. These steeper slopes minimize interaction between band passes, thereby providing more uniform dispersion at crossover.

CURVED AND ROTOMOLDED ENCLOSURES

The unique curved shape of R-Series and WET II helps reduce standing waves within the enclosure for improved LF performance. Outdoors, the rounded shape inhibits standing water and helps to diffract wind, which in turn reduces the wind load on the supporting structure.

MOUNTING ACCESSORIES

Weather-resistant steel yoke-style mounting brackets are included with most models, while a variety of optional mounting kits are available for others. Community also offers optional R-Series pole mount kits for R.25 and R.5 loudspeakers.

CUSTOM COLORS

R-Series and WET II products may be ordered in custom color enclosures at a nominal fee to elegantly match their physical installation environment.

'bulletproof' performance, even under highly stressful operating conditions. The R-Series product line can be best characterized by superb reliability, phenomenal long throw capability (in the larger models), and an exceptional range of possibilities when it comes to power output, physical size, and acoustic coverage angles. In many cases, a small number of R-Series loudspeakers can provide top quality sound for a surprisingly large physical area, making them one of the most acoustically and economically effective solutions available anywhere.



Custom Color Options



Carbon Fiber Cones



3-layer Weather-Stop Grille





R-Series: The Problem Solver

Community's acclaimed R-Series is a well thought-out and mature family of All-Weather/All-Purpose loudspeakers, designed and constructed to "get the job done." R-Series has proven itself time and again, solving tough acoustic challenges all over the world. Though designed to handle the harshest environmental conditions, R-Series is the perfect choice for many benign environments as well, as evidenced by the vast number of units installed in convention centers, gymnasiums, airports and other indoor venues. With 22 models to choose from, ranging from short throw with wide coverage angles to ultra-narrow, long throw systems, the task of designing an acoustically and economically effective sound system has never been easier!

Taking a closer look at an R-Series loudspeaker

First, there is the enclosure. Smaller models are rotational molded of rugged UV-resistant polyethylene, while the larger designs are constructed of multilayer hand-laid fiberglass composite (the same material used to build quality yachts). Each of these materials is rugged enough to last a lifetime. Even the shape of the enclosure itself provides significant benefits; the semi-rounded design prevents water buildup, while internally it reduces standing waves and other harmful acoustic reflections.

Next, Community's proprietary three-layer Weather-Stop™ grille does exactly that; it stops the elements from getting inside the enclosure. Weather-Stop grilles are constructed of a layer of UV-resistant synthetic mesh, followed by a layer of reticulated foam, and finished with a layer of steel treated with Community's proprietary dual-layer powder coating process. The result of years of development, these grilles provide maximum weather protection with minimal acoustic attenuation.

Internally, the LF drivers are treated with a weather proofing compound. In most models the drivers are also treated with Ferrofluid, which not only seals the voice coil gap against corrosion and oxidation, but it improves power handling as well. All internal circuitry is protected from the elements with our proprietary Envirotech™ coating. Envirotech seals sensitive electronic components against the effects of moisture and corrosive or acidic airborne contaminants.

Inside each enclosure, our sophisticated frequency dividing network and exclusive protection circuitry can be found. Many R-Series models enjoy the benefit of our unique DYNA-TECH™ protection circuitry. Using only the power of the amplifier, DYNA-TECH guards against accidental or intentional overdrive by reducing power to the system before it can be damaged. Unlike the competition's simple in-line circuit breakers, DYNA-TECH takes a multi-stage approach that progressively dissipates the amplifier's output until it triggers an eventual shutdown. Even when pushed to extremes, sound can immediately be restored merely by reducing the drive level. DYNA-TECH is the perfect safeguard, whether the installation is a world-class football stadium or a local athletic football field.

All R-Series models come equipped with grade 304 stainless steel integral rigging points, making them easy to install. Most models include weather-resistant yoke-style mounting brackets as well, at no extra cost.

Community's R-Series products not only pioneered the concept of high-fidelity, high-performance all-weather loudspeakers, but to this day they remain the system-of-choice for a vast range of applications. A few of the notable indoor installations include the Orange County Convention Center in Orlando, Florida where over 1000 R.5 loudspeakers are installed, the Phoenix Convention Center in Phoenix, Arizona and Wachovia Spectrum in Philadelphia, Pennsylvania.

And of course outdoor installations are truly what we're famous for. Just a few well-known facilities that have chosen R-Series products to handle their sound system requirements include the Chicagoland Speedway in Joliet, Illinois, the Atlanta Motor Speedway in Hampton, Georgia and Toyota's Fuji Motor Speedway in Japan where over 150 R-Series loudspeakers are installed.

But perhaps the best measure of our success is the hundreds of smaller installations in high school and college athletic fields, gymnasiums, and field houses all across the globe. Many of these educational institutions work on a tight budget, and they function day after day without professionally trained sound system operators. And that's what we are most proud of! Community's R-Series products have economically brought professional-grade sound quality and unmatched reliability to every audience.

R-Series

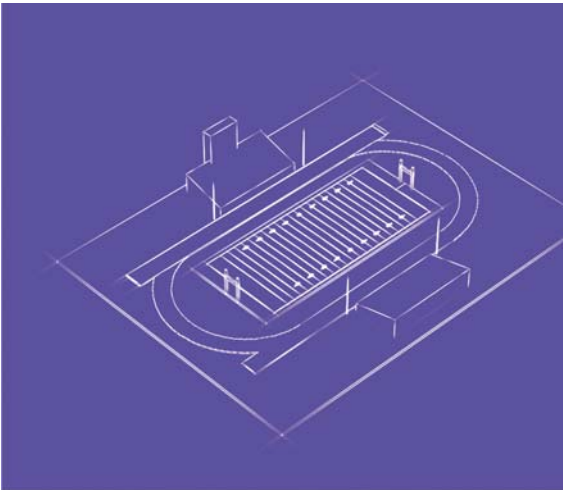
Recommended Effective Operating Distances*

Model	Pattern (H x V)	Description	Yards	10	20	30	40	50	60	70	80	90	100	110	120	130	140	150	160	170	180	190	200	210	220	230	240	Distance
			Meters	9.1	18.2	27.3	36.4	45.5	54.6	63.7	72.8	81.9	91	100.1	109.2	118.3	127.4	136.5	145.6	154.7	163.8	172.9	182	191.1	200.2	209.3	218.4	
R.25	R.25-94Z	2-way coaxial system																										20 yds / 18 m
	R.25-94TZ	2-way coaxial system - 200W autoformer																										20 yds / 18 m
R.5 Full-Range	R.5-66Z	2-way system																										30 yds / 27 m
	R.5-66TZ	2-way system - 200W autoformer																										30 yds / 27 m
	R.5-94Z	2-way system																										30 yds / 27 m
	R.5-94TZ	2-way system - 200W autoformer																										30 yds / 27 m
	R.5-99Z	2-way system																										30 yds / 27 m
R.5COAX	R.5-99TZ	2-way system - 200W autoformer																										30 yds / 27 m
	R.5COAX66	2-way coaxial system																										20 yds / 18 m
	R.5COAX66T	2-way coaxial system - 200W autoformer																										20 yds / 18 m
	R.5COAX99	2-way coaxial system																										20 yds / 18 m
	R.5COAX99T	2-way coaxial system - 200W autoformer																										20 yds / 18 m
R.5HSP	R.5HHP	3-way system																										60 yds / 55 m
	R.5HPT	3-way system - 200W autoformer																										50 yds / 46 m
R.5SUB	R.5SUB	Compact subwoofer																										10 yds / 9 m
	R.5SUB-T	Compact subwoofer - 200W transformer																										10 yds / 9 m
R1	R1-64Z	2-way system																										50 yds / 46 m
	R1-66Z	2-way system																										50 yds / 46 m
	R1-94Z	2-way system																										50 yds / 46 m
R2	R2-52Z	3-way long throw																										100 yds / 91 m
	R2-474Z	3-way asymmetrical medium throw																										80 yds / 73 m
	R2-694Z	3-way asymmetrical short throw																										60 yds / 55 m
	R2-77Z	3-way short throw																										60 yds / 55 m
	R2-94Z	3-way medium throw																										70 yds / 64 m
	R2SUBZ	Subwoofer system																										10 yds / 9 m
	R2SUBDF	Subwoofer system																										20 yds / 18 m
R6	R6-51BIAMP	3-way full-range system																										190 yds / 73 m
	R6-Basshorn	Basshorn system																										150 yds / 137 m
Voice Range	RMG200A	Voice range horn system																										80 yds / 73 m
	RMG200AT	Voice range horn system - 200W autoformer																										80 yds / 73 m
	RSH-462	FocusedArray™ horn system																										210 yds / 192 m

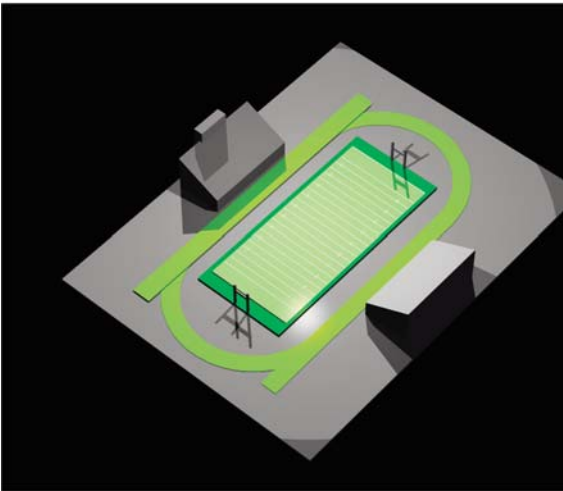
* 96 dBA SPL with no atmospheric effects; rounded to nearest 10 yards.

From concept to confidence,
Community has your sound coverage in mind.


CONCEPT



3D MODEL



FINAL ACOUSTICAL
SOUND PRESSURE
LEVEL MAP



Discuss your next application or installation with Community's Technical Applications Group (TAG).
Contact the TAG Team at 1-800-523-4934 / 610-876-3400 or tagteam@communitypro.com.

R.25

MULTIPURPOSE 8-INCH FULL-RANGE

The “baby” of the R-Series family, the R.25 features a horn-loaded, high power 8-inch cone LF driver with Community’s patent-pending Carbon Ring Cone Technology, providing smooth frequency response and high sensitivity. The R.25’s coaxial HF compression driver is coupled to a nominal 90° x 40° horn, and the HF horn assembly is coaxially mounted with the LF driver to minimize interference at crossover. Combining wide frequency response with excellent efficiency and projection ability, R.25 loudspeakers can serve as great, point-and-shoot “mini PA” systems with surprising bandwidth from an easily transported and discreetly sized package. They can also be combined with Community’s WET and R-Series subwoofer systems for full-range entertainment-quality sound. The R.25 is additionally available in an optional weather-resistant “transformer” version (model R.25-94TZ) with a factory-installed low-loss 200-watt autoformer.

A combination of WET and R-Series loudspeakers comprise the main sound system at Boston College’s Alumni Stadium including numerous R.25’s.



R.5

MODERATE 12-INCH FULL-RANGE

The wide range, smooth frequency response and high efficiency of the original R.5 offer excellent music and speech reproduction in a compact package, ensuring superb projection and clear intelligibility with very low distortion over moderate distances. R.5’s are available in three coverage patterns - 60° x 60°, 90° x 40° and 90° x 90°. Highly weather-resistant with a strong molded polyethylene enclosure and Community’s Weather-Stop™ grille, R.5 loudspeakers are easy to install with the included weather-resistant mounting yoke. Optional “transformer” versions with a factory-installed high power 200W autoformer of all three coverage patterns are available.

Over 1000 R.5’s are installed in the Orange County Convention Center in Orlando, Florida. R.5 loudspeakers provide sound for the Puerto Rico Convention Center in San Juan and the Hartford Convention Center in Connecticut.



R.5COAX

NEARFIELD 12-INCH FULL-RANGE

The R.5COAX two-way, full-range loudspeaker system provides the same quality sound as the other members of the R.5 family. Its wide range, smooth frequency response and high efficiency ensure both high fidelity music reproduction and superb projection of clear intelligible speech with very low distortion. The R.5COAX is offered for nearfield applications requiring extra smooth response in either a 60 x 60 or 90 x 90 degree coverage pattern. Optional “transformer” models are also available, while a weather-resistant mounting yoke is included with each model.

R.5COAX loudspeaker systems are used in Las Vegas resort pool areas.



Model	R.25-94Z	R.25-94TZ	R.5-66Z	R.5-66TZ	R.5-94Z	R.5-94TZ
Loudspeaker Type	2-way, full-range	2-way, full-range	2-way, full-range	2-way, full-range	2-way, full-range	2-way, full-range
Drivers	LF 1 x 8" HF 1 x ¾"	LF 1 x 8" HF 1 x ¾"	LF 1 x 12" HF 1 x 1"	LF 1 x 12" HF 1 x 1"	LF 1 x 12" HF 1 x 1"	LF 1 x 12" HF 1 x 1"
Nominal Dispersion	90° H x 40° V	90° H x 40° V	60° H x 60° V	60° H x 60° V	90° H x 40° V	90° H x 40° V
Operating Range	100 Hz - 16 kHz	100 Hz - 16 kHz	85 Hz - 16 kHz	85 Hz - 16 kHz	85 Hz - 16 kHz	85 Hz - 16 kHz
Frequency Response	160 Hz - 12.5 kHz (±3 dB)	160 Hz - 12.5 kHz (±3 dB)	125 Hz - 10 kHz (±4 dB)	125 Hz - 10 kHz (±4 dB)	125 Hz - 10 kHz (±4 dB)	125 Hz - 10 kHz (±4 dB)
Max Input Ratings	200W RMS 500W PGM	200W, 70V/100V	200W RMS 500W PGM	200W, 70V/100V	200W RMS 500W PGM	200W, 70V/100V
Sensitivity 1W/1m	97 dB SPL	96 dB SPL	103 dB SPL	102 dB SPL	101 dB SPL	100 dB SPL
Crossover Frequency	2 kHz	2 kHz	2 kHz	2 kHz	2 kHz	2 kHz
Maximum SPL	120 dB SPL 127 dB SPL (peak)	119 dB SPL (on 200W tap)	126 dB SPL 133 dB SPL (peak)	125 dB SPL (on 200W tap)	124 dB SPL 131 dB SPL (peak)	123 dB SPL (on 200W tap)
Nominal Impedance	8 ohms	25 ohms (on 200W tap)	8 ohms	25 ohms (on 200W tap)	8 ohms	25 ohms (on 200W tap)
Input Connection	16-2 SJOW (12 ft / 4m)	16-2 SJOW (12 ft / 4m)	16-2 SJOW (12 ft / 4m)	16-2 SJOW (12 ft / 4m)	16-2 SJOW (12 ft / 4m)	16-2 SJOW (12 ft / 4m)
Enclosure	Rotomolded LLDPE	Rotomolded LLDPE	Rotomolded LLDPE	Rotomolded LLDPE	Rotomolded LLDPE	Rotomolded LLDPE
Finish	Light grey	Light grey	Light grey	Light grey	Light grey	Light grey
Grille	3-layer Weather-Stop™	3-layer Weather-Stop™	3-layer Weather-Stop™	3-layer Weather-Stop™	3-layer Weather-Stop™	3-layer Weather-Stop™
Rigging Provisions	(5) M8 rigging points 1½" pole mount socket	(5) M8 rigging points 1½" pole mount socket	(5) ¾-16 rigging points	(5) ¾-16 rigging points	(5) ¾-16 rigging points	(5) ¾-16 rigging points
Required Accessories	24 dB/Oct HP filter	24 dB/Oct HP filter	24 dB/Oct HP filter	24 dB/Oct HP filter	24 dB/Oct HP filter	24 dB/Oct HP filter
Supplied Accessories	(1) Weather-resistant yoke bracket (1) Aiming strap	(1) Weather-resistant yoke bracket (1) Aiming strap	(1) Weather-resistant yoke bracket (1) Aiming strap	(1) Weather-resistant yoke bracket (1) Aiming strap	(1) Weather-resistant yoke bracket (1) Aiming strap	(1) Weather-resistant yoke bracket (1) Aiming strap
Optional Accessories	PMB Series Pole Mount Brackets	PMB Series Pole Mount Brackets	PMB Series Pole Mount Brackets	PMB Series Pole Mount Brackets	PMB Series Pole Mount Brackets	PMB Series Pole Mount Brackets
Dimensions - Height Width Depth	11.3 inches (287 mm)	11.3 inches (287 mm)	16 inches (406 mm)	16 inches (406 mm)	16 inches (406 mm)	16 inches (406 mm)
	11.3 inches (287 mm)	11.3 inches (287 mm)	16 inches (406 mm)	16 inches (406 mm)	16 inches (406 mm)	16 inches (406 mm)
	13.3 inches (338 mm)	13.3 inches (338 mm)	16 inches (406 mm)	16 inches (406 mm)	16 inches (406 mm)	16 inches (406 mm)
Weight	20 lbs (9.1 kg)	23 lbs (10.4 kg)	35 lbs (15.9 kg)	37 lbs (16.8 kg)	35 lbs (15.9 kg)	37 lbs (16.8 kg)

R.5-99Z	R.5-99TZ	R.5COAX66	R.5COAX66T	R.5COAX99	R.5COAX99T
2-way, full-range	2-way, full-range	2-way, full-range	2-way, full-range	2-way, full-range	2-way, full-range
LF 1 x 12" HF 1 x 1"	LF 1 x 12" HF 1 x 1"	LF 1 x 12" HF 1 x 1"	LF 1 x 12" HF 1 x 1"	LF 1 x 12" HF 1 x 1"	LF 1 x 12" HF 1 x 1"
90° H x 90° V	90° H x 90° V	60° H x 60° V	60° H x 60° V	90° H x 90° V	90° H x 90° V
85 Hz - 16 kHz	85 Hz - 16 kHz	80 Hz - 18 kHz	80 Hz - 18 kHz	80 Hz - 18 kHz	80 Hz - 18 kHz
125 Hz - 10 kHz (±5 dB)	125 Hz - 10 kHz (±5 dB)	90 Hz - 12.5 kHz (±3.5 dB)	90 Hz - 12.5 kHz (±3.5 dB)	90 Hz - 12.5 kHz (±3.5 dB)	90 Hz - 12.5 kHz (±3.5 dB)
200W RMS 500W PGM	200W, 70V/100V	200W RMS 500W PGM	200W, 70V/100V	200W RMS 500W PGM	200W, 70V/100V
101 dB SPL	100 dB SPL	98 dB SPL	97 dB SPL	96 dB SPL	95 dB SPL
2 kHz	2 kHz	2 kHz	2 kHz	2 kHz	2 kHz
124 dB SPL 131 dB SPL (peak)	123 dB SPL (on a 200W tap)	121 dB SPL 128 dB SPL (peak)	119 dB SPL (on a 200W tap)	119 dB SPL 126 dB SPL (peak)	117 dB SPL (on 200W tap)
8 ohms	25 ohms (on 200W tap)	8 ohms	25 ohms (on 200W tap)	8 ohms	25 ohms (on a 200W tap)
16-2 SJOW (12 ft / 4m)	16-2 SJOW (12 ft / 4m)	16-2 SJOW (12 ft / 4m)	18-5 conductor cord (12 ft / 4m)	16-2 SJOW (12 ft / 4m)	18-5 conductor cord (12 ft / 4m)
Rotomolded LLDPE	Rotomolded LLDPE	Rotomolded LLDPE	Rotomolded LLDPE	Rotomolded LLDPE	Rotomolded LLDPE
Light grey	Light grey	Light grey	Light grey	Light grey	Light grey
3-layer Weather-Stop™	3-layer Weather-Stop™	3-layer Weather-Stop™	3-layer Weather-Stop™	3-layer Weather-Stop™	3-layer Weather-Stop™
(5) ¾-16 rigging points	(5) ¾-16 rigging points	(5) ¾-16 rigging points	(5) ¾-16 rigging points	(5) ¾-16 rigging points	(5) ¾-16 rigging points
24 dB/Oct HP filter	24 dB/Oct HP filter	24 dB/Oct HP filter	24 dB/Oct HP filter	24 dB/Oct HP filter	24 dB/Oct HP filter
(1) Weather-resistant yoke bracket (1) Aiming strap	(1) Weather-resistant yoke bracket (1) Aiming strap	(1) Weather-resistant yoke bracket (1) Aiming strap	(1) Weather-resistant yoke bracket (1) Aiming strap	(1) Weather-resistant yoke bracket (1) Aiming strap	(1) Weather-resistant yoke bracket (1) Aiming strap
PMB Series Pole Mount Brackets	PMB Series Pole Mount Brackets	PMB Series Pole Mount Brackets	PMB Series Pole Mount Brackets	PMB Series Pole Mount Brackets	PMB Series Pole Mount Brackets
16 inches (406 mm)	16 inches (406 mm)	16 inches (406 mm)	16 inches (406 mm)	16 inches (406 mm)	16 inches (406 mm)
16 inches (406 mm)	16 inches (406 mm)	16 inches (406 mm)	16 inches (406 mm)	16 inches (406 mm)	16 inches (406 mm)
16 inches (406 mm)	16 inches (406 mm)	16 inches (406 mm)	16 inches (406 mm)	16 inches (406 mm)	16 inches (406 mm)
35 lbs (15.9 kg)	37 lbs (16.8 kg)	35 lbs (15.9 kg)	38.5 lbs (17.46 kg)	35 lbs (15.9 kg)	38.5 lbs (17.46 kg)

R.5HP

HIGH PERFORMANCE, MEDIUM THROW 12-INCH FULL-RANGE

The “high performance” R.5HP is a three-way horn loaded system engineered to provide maximum intelligibility from the same compact form factor. By combining Community's M200 midrange driver coaxially within the mouth of a 12" LF horn, an extremely powerful tool for voice announcement systems with 60 x 40 degree coverage was created. High frequencies are handled by Community's non-metallic diaphragm UC1 1" exit HF driver. The M200/UC1 combination creates effortless voice-power with HF sparkle that must be heard to be appreciated. The R.5HP can act as both a musical entertainment loudspeaker and a voice PA loudspeaker simultaneously. An optional transformer version (model R.5HPT) is also available.

R.5HP and R.5SUB loudspeakers constitute the powerful sound system at Atlanta Motor Speedway in Hampton, Georgia.



R.5SUB

12-INCH SUBWOOFER

The R.5SUB is a compact, passively crossed-over weather-resistant low frequency system for additional low end. The R.5SUB system adds extended LF reproduction to complement the R.25 and R.5 full-range models. Its compact size and weather-resistant properties allow for easy inclusion in a wide variety of environments. An optional transformer model provides impedance matching to 70V or 100V lines.

R.5SUB subwoofers add energetic low end to the outstanding sound system at Bislett Stadium in Oslo, Norway.



RI

MEDIUM/LONG THROW, HIGH FIDELITY 12-INCH LOUDSPEAKER SYSTEMS

The RI two-way full-range loudspeaker system is an all horn-loaded design using multilayer glass composite construction. The wide range, smooth frequency response and high efficiency of the RI ensure excellent quality music reproduction and superb projection of clear intelligible speech with very low distortion. RI loudspeakers are available in three coverage patterns: 60° x 40°, 60° x 60°, and 90° x 40°. A weather-resistant mounting yoke is included for ease of installation.

RI systems are installed in Kenyon College’s state-of-the-art Athletic Complex in Gambier, Ohio and the elegant Rimini Convention Center in Rimini, Italy.



RI-BNG

MEDIUM/LONG THROW 12-INCH SYSTEMS FOR INDOOR APPLICATIONS

While the standard version of RI is weather-ready with a Weather-Stop™ grille and neutral gray exterior, RI systems can also be ordered with a black enclosure and no grille (suffix BNG) for indoor applications. Community's AFC200 200-watt autoformer and TRC400 400-watt transformer are available as optional accessories, while a steel yoke mounting bracket is included. RIBNG models are also available in 60 x 40, 60 x 60 and 90 x 40 degree coverage patterns, making them perfect for convention centers, gymnasiums and other indoor applications where medium-to-long throw full-range sound reproduction is required.

The highly reverberant Washington, DC Convention Center utilizes 600 RIBNG's to provide high intelligibility.



Model	R.5HP	R.5HPT	R.5SUB	R.5SUB-T	R1-64Z
Loudspeaker Type	3-way, full-range	3-way, full-range	Subwoofer	Subwoofer	2-way, full-range
Drivers	LF 1 x 12" MF 1 x M200 HF 1 x 1"	LF 1 x 12" MF 1 x M200 HF 1 x 1"	LF 1 x 12"	LF 1 x 12"	LF 1 x 12" HF 1 x 1"
Nominal Dispersion	60° H x 40° V	60° H x 40° V	360° H x 180° V	360° H x 180° V	50° H x 35° V
Operating Range	85 Hz - 16 kHz	90 Hz - 16 kHz	45 Hz - 150 Hz	45 Hz - 150 Hz	90 Hz - 16 kHz
Frequency Response	125 Hz - 12.5 kHz (±6 dB)	125 Hz - 12.5 kHz (±6 dB)	50 Hz - 100 Hz (±3 dB)	50 Hz - 100 Hz (±3 dB)	110 Hz - 10 kHz (±4 dB)
Max Input Ratings	200W RMS / 500W PGM	200W, 70V/100V	200W RMS / 500W PGM	200W, 70V/100V	200W RMS / 500W PGM
Sensitivity 1W/1m	106 dB SPL	105 dB SPL	91 dB SPL	90 dB SPL	105 dB SPL
Crossover Frequency	600 Hz / 4 kHz	600 Hz / 4 kHz	120 Hz LPF (12 dB / oct)	120 Hz LPF (12 dB / oct)	1.2 kHz
Maximum SPL	129 dB SPL 136 dB SPL (peak)	128 dB SPL (on 200W tap)	119 dB SPL 126 dB SPL (peak)	118 dB SPL (on 200W tap)	128 dB SPL 135 dB SPL (peak)
Nominal Impedance	6 ohms	25 ohms (on 200W tap)	6 ohms	25 ohms (on 200W tap)	8 ohms
Input Connection	16-2 SJOW (12 ft / 4m)	18-5 conductor cord (12 ft / 4m)	16-2 SJOW (12 ft / 4m)	18-5 conductor cord (12 ft / 4m)	16-2 SJOW (12 ft / 4m)
Enclosure	Rotomolded LLDPE	Rotomolded LLDPE	Rotomolded LLDPE	Rotomolded LLDPE	Hand-laminated fiberglass
Finish	Light grey	Light grey	Light grey	Light grey	Light grey gelcoat
Grille	3-layer Weather-Stop™	3-layer Weather-Stop™	3-layer Weather-Stop™	3-layer Weather-Stop™	3-layer Weather-Stop™
Rigging Provisions	(5) ¾-16 rigging points	(5) ¾-16 rigging points	(5) ¾-16 rigging points	(5) ¾-16 rigging points	(5) ½-13 rigging points
Required Accessories	24 dB/Oct HP filter	24 dB/Oct HP filter	45 Hz high pass filter	45 Hz high pass filter	90 Hz high pass filter
Supplied Accessories	(1) Weather-resistant yoke bracket (1) Aiming strap	(1) Weather-resistant yoke bracket (1) Aiming strap	(1) Weather-resistant yoke bracket (1) Aiming strap	(1) Weather-resistant yoke bracket (1) Aiming strap	(1) Weather-resistant yoke bracket (1) Aiming strap
Optional Accessories	TRC400 transformer PMB Series Pole Mount Brackets	PMB Series Pole Mount Brackets	PMB Series Pole Mount Brackets	PMB Series Pole Mount Brackets	AFC200 autoformer TRC400 transformer
Dimensions - Height Width Depth	16 inches (406 mm)	16 inches (406 mm)	16 inches (406 mm)	16 inches (406 mm)	24.75 inches (629 mm)
	16 inches (406 mm)	16 inches (406 mm)	16 inches (406 mm)	16 inches (406 mm)	24.75 inches (629 mm)
	16 inches (406 mm)	16 inches (406 mm)	16 inches (406 mm)	16 inches (406 mm)	29.75 inches (756 mm)
Weight	42.3 lbs (19.2 kg)	45.5 lbs (20.6 kg)	35 lbs (15.9 kg)	39 lbs (17.7 kg)	55.5 lbs (25.2 kg)

R1-66Z	R1-94Z	R1-64BNG	R1-66BNG	R1-94BNG
2-way, full-range	2-way, full-range	2-way, full-range	2-way, full-range	2-way, full-range
LF 1 x 12" HF 1 x 1"	LF 1 x 12" HF 1 x 1"	LF 1 x 12" HF 1 x 1"	LF 1 x 12" HF 1 x 1"	LF 1 x 12" HF 1 x 1"
60° H x 60° V	80° H x 35° V	50° H x 35° V	60° H x 60° V	80° H x 35° V
90 Hz - 16 kHz	90 Hz - 16 kHz	90 Hz - 16 kHz	90 Hz - 16 kHz	90 Hz - 16 kHz
110 Hz - 10 kHz (±4 dB)	110 Hz - 10 kHz (±4 dB)	110 Hz - 10 kHz (±4 dB)	110 Hz - 10 kHz (±4 dB)	110 Hz - 10 kHz (±4 dB)
200W RMS / 500W PGM	200W RMS / 500W PGM	200W RMS / 500W PGM	200W RMS / 500W PGM	200W RMS / 500W PGM
105 dB SPL	104 dB SPL	105 dB SPL	105 dB SPL	104 dB SPL
1.2 kHz	1.2 kHz	1.2 kHz	1.2 kHz	1.2 kHz
128 dB SPL 135 dB SPL (peak)	127 dB SPL 134 dB SPL (peak)	128 dB SPL 135 dB SPL (peak)	128 dB SPL 135 dB SPL (peak)	127 dB SPL 134 dB SPL (peak)
8 ohms	8 ohms	8 ohms	8 ohms	8 ohms
16-2 SJOW (12 ft / 4m)	16-2 SJOW (12 ft / 4m)	16-2 SJOW (12 ft / 4m)	16-2 SJOW (12 ft / 4m)	16-2 SJOW (12 ft / 4m)
Hand-laminated fiberglass	Hand-laminated fiberglass	Hand-laminated fiberglass	Hand-laminated fiberglass	Hand-laminated fiberglass
Light grey gelcoat	Light grey gelcoat	Black gelcoat	Black gelcoat	Black gelcoat
3-layer Weather-Stop™	3-layer Weather-Stop™	No grille	No grille	No grille
(5) ½-13 rigging points	(5) ½-13 rigging points	(5) ½-13 rigging points	(5) ½-13 rigging points	(5) ½-13 rigging points
90 Hz high pass filter	90 Hz high pass filter	90 Hz high pass filter	90 Hz high pass filter	90 Hz high pass filter
(1) Weather-resistant yoke bracket (1) Aiming strap	(1) Weather-resistant yoke bracket (1) Aiming strap	(1) Weather-resistant yoke bracket (1) Aiming strap	(1) Weather-resistant yoke bracket (1) Aiming strap	(1) Yoke bracket (1) Aiming strap
AFC200 autoformer TRC400 transformer	AFC200 autoformer TRC400 transformer	AFC200 autoformer TRC400 transformer	AFC200 autoformer TRC400 transformer	AFC200 autoformer TRC400 transformer
24.75 inches (629 mm) 24.75 inches (629 mm) 29.75 inches (756 mm)	24.75 inches (629 mm) 24.75 inches (629 mm) 29.75 inches (756 mm)	24.75 inches (629 mm) 24.75 inches (629 mm) 29.75 inches (756 mm)	24.75 inches (629 mm) 24.75 inches (629 mm) 29.75 inches (756 mm)	24.75 inches (629 mm) 24.75 inches (629 mm) 29.75 inches (756 mm)
55.5 lbs (25.2 kg)	55.5 lbs (25.2 kg)	43.5 lbs (19.7 kg)	43.5 lbs (19.7 kg)	43.5 lbs (19.7 kg)

R2

LONG THROW, HIGH OUTPUT, HIGH FIDELITY DUAL 12-INCH SYSTEMS

Community's acclaimed R2 full-range loudspeakers are engineered to provide quality, broad spectrum sound projection. R2 loudspeakers are available in three symmetric coverage patterns (50° x 20°, 60° x 60° and 90° x 40°) and two asymmetric coverage patterns (40-70° x 40° and 60-90° x 40°). The all horn-loaded design uses multilayer glass composite construction, with the outer shell forming a double wall with the internal bass horn, providing a completely weather-sealed chamber for the dual LF drivers. The mid and high frequency horn assembly is coaxially mounted in the mouth of the bass horn. The result is a loudspeaker system that is extremely strong, non-resonant, and easy to install with the included weather-resistant mounting yoke.

R2's are installed at Toyota's Fuji International Speedway in Japan, the Rose Bowl, Chicagoland Speedway, and literally hundreds of stadiums around the world.



R2SUB

DUAL 12-INCH SUBWOOFER

Community's R2SUB is a powerful dual 12-inch subwoofer system, offering all the weather resistant features and benefits of the R-Series family. Sized identically to the R2 full-range, the 400-watt R2SUB includes two 12-inch drivers and can be flown or down-fired for flexible system configuration. The R2SUB is engineered to provide quality low frequency reproduction in a wide variety of outdoor and indoor environments. The R2SUB is available in two versions, the R2SUBZ and the R2SUBDF. The R2SUBZ includes a weather-resistant U-type mounting yoke bracket, while the R2SUBDF includes a stainless steel direct-firing kit (model DFKIT) designed to attach the R2SUB enclosure to the floor, walls, or ceiling in order to take advantage of the surface as an acoustical boundary. A vandal-resistant cable cover is included to protect the cable from abrasion or tampering, as well as to provide a clean-looking installation.

The R2SUB extends the low frequency response of small to mid-size R-Series Systems in athletic fields.



Shown: R2SUBDF

Model	R2-52Z	R2-474Z	R2-694Z	R2-94Z
Loudspeaker Type	3-way, full-range	3-way, full-range	3-way, full-range	3-way, full-range
Drivers	LF 2 x 12" MF 2 x M200" HF 1 x 1"	LF 2 x 12" MF 1 x M200 HF 1 x 1"	LF 2 x 12" MF 1 x M200 HF 1 x 1"	LF 2 x 12" MF 1 x M200 HF 1 x 1"
Nominal Dispersion	50° H x 20° V	40-70° H x 40° V	60-90° H x 40° V	80° H x 40° V
Operating Range	70 Hz - 16 kHz	70 Hz - 16 kHz	70 Hz - 16 kHz	70 Hz - 16 kHz
Frequency Response	80 Hz - 10 kHz (±6 dB)	70 Hz - 10 kHz (±4 dB)	70 Hz - 10 kHz (±6 dB)	70 Hz - 10 kHz (±5 dB)
Max Input Ratings	400W RMS / 1000W PGM	400W RMS / 1000W PGM	400W RMS / 1000W PGM	400W RMS / 1000W PGM
Sensitivity 1W/1m	107 dB SPL	106 dB SPL	104 dB SPL	105 dB SPL
Crossover Frequency	600 Hz / 3.5 kHz	600 Hz / 3.5 kHz	600 Hz / 3.5 kHz	600 Hz / 3.5 kHz
Maximum SPL	133 dB SPL 140 dB SPL (peak)	132 dB SPL 139 dB SPL (peak)	130 dB SPL 137 dB SPL (peak)	131 dB SPL 138 dB SPL (peak)
Nominal Impedance	4 ohms	4 ohms	4 ohms	4 ohms
Input Connection	16-2 SJOW (12 ft / 4m)	16-2 SJOW (12 ft / 4m)	16-2 SJOW (12 ft / 4m)	16-2 SJOW (12 ft / 4m)
Enclosure	Hand-laminated fiberglass	Hand-laminated fiberglass	Hand-laminated fiberglass	Hand-laminated fiberglass
Finish	Light grey gelcoat	Light grey gelcoat	Light grey gelcoat	Light grey gelcoat
Grille	3-layer Weather-Stop™	3-layer Weather-Stop™	3-layer Weather-Stop™	3-layer Weather-Stop™
Rigging Provisions	(5) ½-13 rigging points	(5) ½-13 rigging points	(5) ½-13 rigging points	(5) ½-13 rigging points
Required Accessories	70 Hz high pass filter	70 Hz high pass filter	70 Hz high pass filter	70 Hz high pass filter
Supplied Accessories	(1) Weather-resistant yoke bracket	(1) Weather-resistant yoke bracket	(1) Weather-resistant yoke bracket	(1) Weather-resistant yoke bracket
Optional Accessories	TRC400 transformer	TRC400 transformer	TRC400 transformer	TRC400 transformer
Dimensions -	Height	24.75 inches (629 mm)	24.75 inches (629 mm)	24.75 inches (629 mm)
	Width	24.75 inches (629 mm)	24.75 inches (629 mm)	24.75 inches (629 mm)
	Depth	30.75 inches (781 mm)	30.75 inches (781 mm)	30.75 inches (781 mm)
Weight	94.5 lbs (42.9 kg)	88 lbs (39.9 kg)	88 lbs (39.9 kg)	88 lbs (39.9 kg)

R6-51

HIGH OUTPUT, HIGH POWER, THREE-WAY MULTI-DRIVER VERTICAL ARRAY

The R6-51 three-way full-range loudspeaker system is engineered to provide quality full-range long throw sound projection in a variety of outdoor applications. Its very high output, wide range, smooth frequency response, and exceptional efficiency ensure both high fidelity music reproduction and superb projection of clear intelligible speech with very low distortion. The R6-51 is an extremely capable system using an innovative all horn loaded design of multiple driver vertical line arrays. The resulting output and coverage pattern is ideal for applications requiring high impact, long throw full-range performance.

R6-51's provide controlled high impact coverage at the Cleveland Browns NFL Stadium and Red Rocks Amphitheatre in Denver, Colorado.



R2-77Z	R2SUBZ	R2SUBDF	R6-51BIAMP	R6-BASSHORN
3-way, full-range	Subwoofer	Subwoofer	3-way, full-range	Bass horn system
LF 2 x 12" MF 1 x M200 HF 1 x 1"	LF 2 x 12"	LF 2 x 12"	LF 6 x 12" MF 6 x M200 HF 6 x 1"	LF 6 x 12"
60° H x 60° V	360° H x 180° V	360° H x 180° V	50° H x 10° V	360° H x 180° V
70 Hz - 16 kHz	30 Hz - 500 Hz	30 Hz - 500 Hz	50 Hz - 16 kHz	45 Hz - 500 Hz
70 Hz - 10 kHz (±6 dB)	40 Hz - 150 Hz (±2 dB)	40 Hz - 150 Hz (±2 dB)	50 Hz - 16 kHz (±4 dB)	55 Hz - 450 Hz (±4 dB)
400W RMS / 1000W PGM	400W RMS / 1000W PGM	400W RMS / 1000W PGM	LF: 1200W RMS / 3000W PGM	1200W RMS / 3000W PGM
104 dB SPL	92 dB SPL	95 dB SPL (1/2 space)	LF: 109 dB SPL MF/HF: 113 dB SPL	108 dB SPL
600 Hz / 3.5 kHz	N/A	N/A	600 Hz (biamp) 4 kHz (passive)	N/A
130 dB SPL 137 dB SPL (peak)	118 dB SPL 125 dB SPL (peak)	121 dB SPL 128 dB SPL (peak)	138 dB SPL 145 dB SPL (peak)	139 dB SPL 146 dB SPL (peak)
4 ohms	4 ohms	4 ohms	LF: 5.3 ohms MF/HF: 8 ohms	5.3 ohms
16-2 SJOW (12 ft / 4m)	16-2 SJOW (12 ft / 4m)	16-2 SJOW (12 ft / 4m)	(2) 16-2 SJOW (12 ft / 4m)	16-2 SJOW (12 ft / 4m)
Hand-laminated fiberglass	Hand-laminated fiberglass	Hand-laminated fiberglass	Hand-laminated fiberglass	Hand-laminated fiberglass
Light grey gelcoat	Light grey gelcoat	Light grey gelcoat	Light grey gelcoat	Light grey gelcoat
3-layer Weather-Stop™	3-layer Weather-Stop™	3-layer Weather-Stop™	3-layer Weather-Stop™	3-layer Weather-Stop™
(5) ½-13 rigging points	(5) ½-13 rigging points	(5) ½-13 rigging points	(4) ½-13 rigging points	(2) ½-13 rigging points
70 Hz high pass filter	30 Hz high pass filter	30 Hz high pass filter	40 Hz high pass filter	40 Hz high pass filter
(1) Weather-resistant yoke bracket	(1) Weather-resistant yoke bracket	(1) Direct-firing kit (DFKIT)	None	None
TRC400 transformer	TRC400 transformer	TRC400 transformer	None	None
24.75 inches (629 mm) 24.75 inches (629 mm) 30.75 inches (781 mm)	24.75 inches (629 mm) 24.75 inches (629 mm) 30.75 inches (781 mm)	24.75 inches (629 mm) 24.75 inches (629 mm) 30.75 inches (781 mm)	49 inches (1245 mm) 37 inches (940 mm) 43.5 inches (1105 mm)	49 inches (1245 mm) 37 inches (940 mm) 43.5 inches (1105 mm)
88 lbs (39.9 kg)	79 lbs (35.8 kg)	77.5 lbs (35.1 kg)	318 lbs (144.3 kg)	204 lbs (92.6 kg)

R6-Basshorn

HIGH OUTPUT, HIGH POWER, LOW FREQUENCY SYSTEM

The R6-BASSHORN is designed as an optimum low frequency complement to horn-loaded full-range systems (such as the R2 or R6-51) in terms of its output level, pattern control, frequency range and physical dimensions. A high-output, high-power low frequency system, the R6-BASSHORN is ideally suited for long throw applications in arenas, stadia, and other large-scale facilities requiring high output levels with extended bass response. Proper implementation with a full-range system requires an electronic crossover and signal alignment delays in addition to appropriate equalization.

R6-Basshorns add incredible bass to the sound systems at the Chevrolet Centre in Youngstown, Ohio, the Calgary Stampede in Alberta, Canada and Ladd-Peebles Stadium in Mobile, Alabama.



RMG-200A

VOICE-RANGE ANNOUNCEMENT

Providing focused, high-output projection with predictable performance and rugged durability, the RMG-200A horn system is a stand alone, voice-range device built for sound reinforcement and announcement applications. Combining Community's M200 midrange driver with a handcrafted, one-piece waveguide horn assembly, the RMG-200A is a high output, high sensitivity device marked by extremely efficient performance and exceptionally low distortion. It is precision molded with multilayer glass composite construction and substantial layering, plus integral throat and driver flange construction. The inherent strength and rigidity of the horn design enhances the sonic characteristics of the loudspeaker by preventing energy loss and rear radiation. The RMG-200A is also available with a factory-installed 75-watt autoformer (model RMG-200AT) for 70V/100V applications. A weather-resistant swivel yoke mounting bracket is included.

RMG200A voice-range systems are used for visitor announcements at Greenbrier State Park in Maryland.



RSH-462

EXPONENTIAL FOCUSED ARRAY™ HIGH LEVEL HORN SYSTEM

The RSH-462 is a complete horn/driver system designed for use in stand alone voice-range sound reinforcement, announcement and signaling applications. It includes four M200 high output, high sensitivity compression drivers. The horn portion of the assembly is a precision molded handcrafted one-piece patented FocusedArray™ waveguide engineered for optimum performance. The inherent strength and rigidity of the construction enhances sonic efficiency by preventing energy loss and parasitic resonance. A robust, locking mounting bracket assembly constructed of hot-dipped galvanized steel is included.


RSH-462's are installed extensively for area wide coverage over government buildings in Washington, DC.




Redefining All-Weather/All-Purpose

The introduction of Community's R-Series loudspeakers invigorated the concept of entertainment-quality outdoor sound with its exceptional music and voice reproduction in a resilient, all-weather enclosure. But its versatility and value brought R-Series indoors as well, especially in humidity-prone environments like gymnasiums and swimming areas. For over a decade, the R-Series has been redefining the meaning of all-weather/all-purpose sound systems all over the globe.

Shown clockwise from the top are R-Series loudspeakers at East Ridge High School in Clermont, Florida; Wrigley Field, Chicago, Illinois; Chicagoland Speedway in Joliet, Illinois; Toyota's Fuji International Speedway in Japan; Lincoln Financial Field, Philadelphia, Pennsylvania; and Chekhov Olympic Stadium in Chekhov, Russia.



Model	RMG-200A	RMG-200AT	RSH-462
Loudspeaker Type	Voice-range horn system	Voice-range horn system	Voice-range horn system
Drivers	MF 1 x M200	MF 1 x M200	MF 4 x M200
Nominal Dispersion	50° H x 40° V	50° H x 40° V	60° H x 20° V
Operating Range	400 Hz - 8 kHz	400 Hz - 8 kHz	400 Hz - 8 kHz
Frequency Response	500 Hz - 4 kHz (±3.5 dB)	500 Hz - 4 kHz (±3.5 dB)	600 Hz - 4 kHz (±4 dB)
Max Input Ratings	75W RMS / 120W PGM	75 / 38 / 19 / 9 watt autoformer taps @ 70V 75 / 38 / 19 watt autoformer taps @ 100V	300W RMS / 750 W PGM
Sensitivity 1W/1m	115 dB SPL	114 dB SPL	118 dB SPL
Crossover Frequency	No internal crossover	No internal crossover	No internal crossover
Maximum SPL	134 dB SPL 141 dB SPL (peak)	133 dB SPL 140 dB SPL (peak)	143 dB SPL 150 dB SPL (peak)
Nominal Impedance	11 ohms	72 ohms (on 75W tap)	11 ohms
Input Connection	16-2 SJOW (12 ft / 4m)	18-5 conductor cord (12 ft / 4m)	16-2 SJOW (12 ft / 4m)
Enclosure	Hand-laminated fiberglass	Hand-laminated fiberglass	Hand-laminated fiberglass
Finish	Light grey gelcoat	Light grey gelcoat	Light grey gelcoat
Grille	No grille	No grille	No grille
Rigging Provisions	(4) ¼" holes at the corners of the horn mouth	(4) ¼" holes at the corners of the horn mouth	Use attached mounting bracket.
Required Accessories	400 Hz high pass filter (24 dB/Oct)	400 Hz high pass filter (24 dB/Oct)	400 Hz high pass filter (24 dB/Oct)
Supplied Accessories	Weather-resistant swivel yoke mounting bracket	Weather-resistant swivel yoke mounting bracket	Weather-resistant mounting kit
Optional Accessories	PMB Series Pole Mount Brackets	None	None
Dimensions -	Height	9.75 inches (248 mm)	28.5 inches (723.9 mm)
	Width	17.5 inches (445 mm)	24.5 inches (622.3 mm)
	Depth	25 inches (635 mm)	22.5 inches (571.5 mm)
Weight (with bracket)	21 lbs (9.5 kg)	24.3 lbs (11 kg)	71.3 lbs (32.3 kg)



WET Series II : Style, Performance and Panache

WET stands for **W**eather **E**nvironmental **T**echnology. Clearly, this implies that WET loudspeakers are intended for use in outdoor environments subject to inclement weather conditions. And while that's perfectly true, a little bit of magic crept in during the development process. As it turns out, WET loudspeakers actually sound better... far better in fact... than many traditional indoor loudspeaker systems.

WET Series II brings a new element to the world of sound. The old, dull, black painted wooden enclosure prone to decay is no longer the only choice for high-grade sound reinforcement and sound reproduction. Our stylish line of WET II loudspeakers not only outclass and outperform many of their more conventional counterparts, but they also bring a fresh new look to interior and exterior venue design.

What makes WET Series II so unique?

First of all, WET II loudspeakers are hand crafted of multilayer glass composite construction, the same approach used by the world's largest yacht builders.

Next, the uniquely curved shape of WET II enclosures provides numerous benefits. Outdoors, the rounded shape prevents standing water and helps to diffract wind, which in turn reduces the wind load on the supporting structure. Internally, the curved tapered shape reduces acoustical reflections, thereby minimizing harmful standing waves that can cause irregular frequency response.

Community's proprietary Weather-Stop™ grille protects the internal components from the elements. Weather-Stop grilles are constructed of a layer UV-resistant synthetic mesh, followed by a layer of reticulated foam, and finished with a layer of steel treated with Community's proprietary dual-layer powder coating process. The result of intensive development, these grilles provide maximum weather protection with minimal acoustic attenuation.

The passive frequency dividing networks in WET Series II are designed for greater acoustic linearity right out of the box. WET II loudspeakers perform better with minimal requirements for outboard equalization.

All low frequency drivers employ carbon fiber cones. Carbon fiber possesses an exceptionally high Young's Modulus, which is a scientific way of saying that it is extremely light, strong, and rigid. Acoustically, this provides better transient response (the ability of the driver to start and stop its motion precisely in response to the input signal), greater efficiency, and lower distortion. Mechanically, the carbon fiber cone material is virtually impervious to water and other contaminants, and its lifecycle-before-fatigue is far greater than that of traditional paper cones.

All LF, MF and HF drivers in the WET II product family are treated with Ferrofluid. Ferrofluid is a liquid with ferric particles in colloidal suspension that we inject into each driver's voice coil gap. The liquid is held in place by the attraction of the ferric particles to the driver's magnetic field. Ferrofluid conducts heat from the hot voice coil to the cooler magnetic structure that surrounds the voice coil far more efficiently than conduction through air. Secondly, the fluid hydraulically dampens mechanical resonance, thereby decreasing distortion. Lastly, the fluid forms a liquid seal within the voice coil gap, which inhibits corrosion and oxidation from contact with the air.

All internal circuitry is protected from the elements with our proprietary Envirotech™ coating. Envirotech seals sensitive electronic components against the effects of moisture and corrosive or acidic airborne contaminants.

WET II loudspeakers are equipped with stainless steel rigging fittings for easy installation. The four smaller models W2-218, W2-228, W2-2V8 and W2-2V8 include a weather-resistant mounting yoke at no additional cost, while the larger models have optional mounting accessories available.

Numerous world-class installations are proof that WET II has successfully achieved its design goals. More than 500 WET loudspeakers provide the sound for the Philadelphia Phillies Major League Baseball Club in Citizens Bank Park. Animal Kingdom at Walt Disney World in Orlando, Florida uses WET loudspeakers, as does Invesco Field at Mile High NFL Stadium in Denver, Colorado. The list goes on and on, just as WET Series loudspeakers continue to perform year in and year out.

WET II brings a new and exciting set of tools to professional audio system designers and installers. With their state-of-the-art performance and exciting contemporary appearance, WET Series II is the perfect choice for world-class quality sound systems, both indoors and out.

W2-218

FULL-RANGE 2-WAY 8-INCH

The W2-218 is a compact two-way, full-range loudspeaker system featuring an 8-inch LF driver made of low-mass, high stiffness carbon fiber and a 1-inch HF section with a non-metallic polyimide diaphragm. All drivers are Ferrofluid-cooled to improve heat transfer, resulting in higher power and reduced distortion. Like all WET Series II loudspeakers, the W2-218 is designed to provide high quality music and voice reproduction in applications requiring extreme weather-resistance and is engineered for use in permanent installations. An optional “transformer” version (model W2-218T) is also available, with a built-in 100-watt autoformer for 70V/100V lines. A weather-resistant mounting bracket is included with all W2-218 models.

WET218 and WET312 loudspeakers comprise the main sound system at Miller Park in Milwaukee, Wisconsin, home to Major League Baseball’s Milwaukee Brewers.



W2-228

FULL-RANGE QUASI 3-WAY 8-INCH

The W2-228 is slightly larger than the W2-218 in size. As a “quasi” three-way, full-range loudspeaker system, the W2-228 includes an 8-inch LF driver, an 8-inch MF/LF driver and 1-inch HF driver. It is ideal for short throw applications where both full-range reproduction and high weather-resistance are needed, providing an uncompromised musical system in a compact, attractive package. Model W2-228T with a factory-installed 200-watt autoformer for 70V/100V applications is also available. A weather-resistant mounting bracket is included for easy installation.

Over 70 WET228’s are installed in the Islands of Adventure™ at Universal Studios’ Escape™ Theme Park to reproduce multi-track audio, sound effects, music, and announcements. The loudspeakers must survive both Florida’s hot, humid climate and water spray from the numerous rides.



W2-2V8

FULL-RANGE 2-WAY DUAL 8-INCH FOR UNDERBALCONY

The W2-2V8 is a distinctive two-way, full-range loudspeaker system with an asymmetrical dispersion pattern, designed for underbalcony use. Vertically the W2-2V8 projects from 0° on axis over 75° downward. The horizontal dispersion varies from on axis to 120° virtually underneath the loudspeaker. This pattern provides more uniform coverage for typical underbalcony stadium fill applications. Its two 8-inch LF drivers are specially treated for weather-resistance, while the 1-inch HF driver has a titanium diaphragm. However, because the W2-2V8 is designed for permanently installed underbalcony use, its uniquely shaped multilayer glass composite enclosure is not intended for direct exposure to the elements of weather. The W2-2V8 can also be ordered with a factory-installed 200-watt autoformer for 70V/100V lines with switchable taps at 200, 100, 50 and 25 watts. A powder coated mounting yoke is included at no additional charge.

WET2V8 loudspeakers provide energetic, uncompromised underbalcony sound in Ben Hill Griffin Stadium at Florida Field, home of the University of Florida Gators Football Team.



W2-2W8

FULL-RANGE 2-WAY “WIDE” DUAL 8-INCH

The W2-2W8 is a dual 8-inch “wide” full-range loudspeaker, in the same-size compact enclosure as the W2-228. This two-way, full-range loudspeaker system includes two 8-inch LF drivers and a 1-inch HF section. The unique molded “Super-V” configuration of the LF drivers provides exceptional uniform midrange coverage that would be impossible to create with a conventional flat wood baffle plate. Precise modeling and documentation prove that woofer-horn-woofer placement in traditional underbalcony fill-type loudspeaker designs exacerbates severe horizontal lobing. But the W2-2W8’s “Super-V” design prevents deleterious side lobes from forming in the critical voice range. An optional “transformer” version (model W2-2W8T) is also available, with a built-in 200-watt autoformer. A weather-resistant mounting bracket is included with the W2-2W8 and W2-2W8T.

Over 360 WET2W8’s are installed at Citizens Bank Park in Philadelphia, Pennsylvania, home of the Philadelphia Phillies.



Model	W2-218	W2-218T	W2-228	W2-228T
Loudspeaker Type	2-way, full-range	2-way, full-range	Quasi 3-way, full-range	Quasi 3-way, full-range
Drivers	LF 1 x 8" HF 1 x 1"	LF 1 x 8" HF 1 x 1"	LF 1 x 8" LF/MF 1 x 8" HF 1 x 1"	LF 1 x 8" LF/MF 1 x 8" HF 1 x 1"
Nominal Dispersion	80° H x 60° V	90° H x 40° V	85° H x 85° V	85° H x 85° V
Operating Range	70 Hz - 18 kHz	70 Hz - 18 kHz	70 Hz - 18 kHz	70 Hz - 18 kHz
Frequency Response	90 Hz - 15 kHz (±3 dB)	80 Hz - 15 kHz (±3 dB)	80 Hz - 15 kHz (±3 dB)	80 Hz - 15 kHz (±3 dB)
Max Input Ratings	125W RMS / 300W PGM	100W, 70V/100V	250W RMS / 600W PGM	200W, 70V/100V
Sensitivity 1W/1m	93 dB SPL	92 dB SPL	96 dB SPL	95 dB SPL
Crossover Frequency	2 kHz	2 kHz	2 kHz	2 kHz
Maximum SPL	114 dB SPL 121 dB SPL (peak)	112 dB SPL (on 100W tap)	120 dB SPL 127 dB SPL (peak)	118 dB SPL (on 200W tap)
Nominal Impedance	8 ohms	50 ohms (on 100W tap)	4 ohms	25 ohms (on 200W tap)
Input Connection	16-2 SJOW (12 ft / 4m)	5 conductor cord (12 ft / 4m)	16-2 SJOW (12 ft / 4m)	5 conductor cord (12 ft / 4m)
Enclosure	Hand-laminated fiberglass	Hand-laminated fiberglass	Hand-laminated fiberglass	Hand-laminated fiberglass
Finish	Black or white gelcoat	Black or white gelcoat	Black or white gelcoat	Black or white gelcoat
Grille	3-layer Weather-Stop™	3-layer Weather-Stop™	3-layer Weather-Stop™	3-layer Weather-Stop™
Rigging Provisions	(2) ½-13 rigging points	(2) ½-13 rigging points	(2) ½-13 rigging points	(2) ½-13 rigging points
Required Accessories	Digital signal processor (DSP)	Digital signal processor (DSP)	Digital signal processor (DSP)	Digital signal processor (DSP)
Supplied Accessories	Weather-resistant yoke bracket	Weather-resistant yoke bracket	Weather-resistant yoke bracket	Weather-resistant yoke bracket
Optional Accessories	PMB Series Pole Mount Brackets	PMB Series Pole Mount Brackets	PMB Series Pole Mount Brackets	PMB Series Pole Mount Brackets
Dimensions - Height Width Depth	9.25 inches (235 mm)	9.25 inches (235 mm)	10.13 inches (257 mm)	10.13 inches (257 mm)
	15.5 inches (394 mm)	15.5 inches (394 mm)	20 inches (508 mm)	20 inches (508 mm)
	10.13 inches (257 mm)	10.13 inches (257 mm)	11.5 inches (292 mm)	11.5 inches (292 mm)
Weight	18.6 lbs (8.4 kg)	22.6 lbs (10.3 kg)	36 lbs (16.3 kg)	40 lbs (18.1 kg)

W2-2V8	W2-2V8T	W2-2W8	W2-2W8T
2-way, full-range	2-way, full-range	2-way, full-range	2-way, full-range
LF 2 x 8" HF 1 x 1"	LF 2 x 8" HF 1 x 1"	LF 2 x 8" HF 1 x 1"	LF 2 x 8" HF 1 x 1"
70°-120° H x 75° V	70°-120° H x 75° V	120° H x 60° V	120° H x 60° V
80 Hz - 18 kHz	80 Hz - 18 kHz	65 Hz - 18 kHz	65 Hz - 18 kHz
100 Hz - 15 kHz (±4 dB)	100 Hz - 15 kHz (±4 dB)	80 Hz - 15 kHz (±3 dB)	80 Hz - 15 kHz (±3 dB)
250W RMS / 600W PGM	200W, 70V/100V	250W RMS / 600W PGM	200W, 70V/100V
95 dB SPL	94 dB SPL	97 dB SPL	96 dB SPL
2 kHz	2 kHz	1 kHz	1 kHz
118 dB SPL 125 dB SPL (peak)	116 dB SPL (on 200W tap)	121 dB SPL 128 dB SPL (peak)	119 dB SPL (on 200W tap)
4 ohms	25 ohms (on 200W tap)	8 ohms	25 ohms (on 200W tap)
16-2 SJOW (12 ft / 4m)	5 conductor cord (12 ft / 4m)	16-2 SJOW (12 ft / 4m)	5 conductor cord (12 ft / 4m)
Hand-laminated fiberglass	Hand-laminated fiberglass	Hand-laminated fiberglass	Hand-laminated fiberglass
Black or white gelcoat	Black or white gelcoat	Black or white gelcoat	Black or white gelcoat
3-layer Weather-Stop™	3-layer Weather-Stop™	3-layer Weather-Stop™	3-layer Weather-Stop™
(2) ½-13 rigging points	(2) ½-13 rigging points	(2) ½-13 rigging points	(2) ½-13 rigging points
Digital signal processor (DSP)	Digital signal processor (DSP)	Digital signal processor (DSP)	Digital signal processor (DSP)
Weather-resistant yoke bracket	Weather-resistant yoke bracket	Weather-resistant yoke bracket	Weather-resistant yoke bracket
PMB Series Pole Mount Brackets	PMB Series Pole Mount Brackets	PMB Series Pole Mount Brackets	PMB Series Pole Mount Brackets
9.5 inches (241 mm) 26.5 inches (673 mm) 14 inches (356 mm)	9.5 inches (241 mm) 26.5 inches (673 mm) 14 inches (356 mm)	10.13 inches (257 mm) 20 inches (508 mm) 11.5 inches (292 mm)	10.13 inches (257 mm) 20 inches (508 mm) 11.5 inches (292 mm)
37.8 lbs (17.2 kg)	41.8 lbs (19 kg)	40.4 lbs (18.3 kg)	44.4 lbs (20.1 kg)

W2-215

FULL-RANGE 2-WAY 15-INCH

The W2-215 is a large two-way system with a 15-inch LF driver and a 1.5 -inch HF section. Like all WET Series II loudspeakers, the W2-215 uses a unique blend of advanced technologies to enhance its ability to withstand long term exposure to tough environmental conditions and provide the uncompromising performance normally associated only with indoor loudspeakers. The W2-215 provides high quality music and voice reproduction in both indoor and outdoor applications with a 90° x 90° coverage pattern. Community's exclusive three-layer Weather-Stop™ grille provides weather-resistance, while all exposed hardware is stainless steel or aluminum. Six integral ½-13 mounting points are positioned on the sides of the enclosure (three on each side) for custom installation hardware.

WET215's are partially responsible for the energetic home games at Citizens Bank Park in Philadelphia, Pennsylvania, home to Major League Baseball's Philadelphia Phillies.



W2-312

FULL-RANGE 3-WAY 12-INCH

The W2-312 is a passive three-way loudspeaker system. The HF driver uses a 1" exit, non-metallic diaphragm, the 2" exit M200 mid-frequency driver has an environmentally inert mylar diaphragm, and the 12" LF driver utilizes a molded cone of carbon fiber. Ferrofluid fills the voice coil gaps to prevent gap corrosion, as well as to improve thermal power handling and reduce power compression. Community's precision passive frequency dividing networks minimize band overlap through the use of high order filters which maintain linear phase response characteristics. The W2-312 includes four ½-13 mounting points, two on each side of the enclosure, which mate with Community's optional SSY25KIT mounting accessory. The W2-312 is available in either 60° x 40° or 90° x 40° coverage patterns, either with or without a built-in optional 200-watt autoformer.

WET312 loudspeakers are installed in numerous cruise ships including Italy's MSC Musica.



W2-322L

FULL-RANGE 3-WAY DUAL 12-INCH

The W2-322L is a dual 12-inch three-way bi-amplified loudspeaker system with a 1-inch HF driver, a 2.8-inch exit carbon fiber diaphragm midrange driver and two powerful carbon fiber cone 12-inch LF woofers. Ferrofluid fills the MF and HF voice coil gaps to prevent corrosion, improve thermal power handling and reduce power compression. The W2-322L includes integral ½-13 mounting points, three on each side of the enclosure, to facilitate installation. As with all WET Series II loudspeakers, the W2-322L is available in either black or white gloss finishes to suit the application. It is additionally available in either 90° x 40° or 60° x 40° coverage patterns.

WET322L loudspeakers are installed at INVESCO Field at Mile High Stadium in Denver, Colorado, along with numerous other WET and R-Series products.



W2-315

FULL-RANGE 3-WAY 15-INCH

The W2-315 is a large single 15-inch three-way loudspeaker system engineered for use in permanent installations requiring extreme weather resistance. The 1-inch HF driver, 2-inch MF driver and 15-inch carbon fiber cone LF driver provide high quality music and voice reproduction. Both 90° x 40° and 60° x 40° coverage patterns are available. Consistent with the WET II line, the W2-315's enclosure and faceplate are constructed of multilayer glass composites, providing extreme structural strength. A three-layer Weather-Stop™ grille of corrosion-resistant synthetic mesh and reticulated foam provides weather-resistant protection to the internal components, while all exposed hardware is stainless steel or aluminum. Six ½-13 mounting points are included for custom mounting hardware.

WET315's constitute part of the main sound system at Cleveland Browns Stadium, the 73,200-seat facility that is home to the NFL Cleveland Browns.



Model		W2-215-99	W2-312-64H	W2-312-64HT	W2-312-94H
Loudspeaker Type		2-way, full-range	3-way, full-range	3-way, full-range	3-way, full-range
Drivers		LF 1 x 15" HF 1 x 1.5"	LF 1 x 12" MF 1 x M200 HF 1 x VHF100	LF 1 x 12" MF 1 x M200 HF 1 x VHF100	LF 1 x 12" MF 1 x M200 HF 1 x VHF100
Nominal Dispersion		90° H x 90° V	60° H x 40° V	60° H x 40° V	90° H x 40° V
Operating Range		50 Hz - 20 kHz	50 Hz - 18 kHz	50 Hz - 18 kHz	50 Hz - 18 kHz
Frequency Response		70 Hz - 18 kHz (±3 dB)	70 Hz - 15 kHz (±2 dB)	70 Hz - 15 kHz (±2 dB)	70 Hz - 15 kHz (±2 dB)
Max Input Ratings		200W RMS / 500W PGM	200W RMS / 500W PGM	200W, 70V/100V	200W RMS / 500W PGM
Sensitivity 1W/1m		100 dB SPL	98 dB SPL	97 dB SPL	96 dB SPL
Crossover Frequency		1.5 kHz	600 Hz / 3.5 kHz	600 Hz / 3.5 kHz	600 Hz / 3.5 kHz
Maximum SPL		123 dB SPL 130 dB SPL (peak)	121 dB SPL 128 dB SPL (peak)	120 dB SPL (on 200W tap)	119 dB SPL 126 dB SPL (peak)
Nominal Impedance		8 ohms	4 ohms	25 ohms (on 200W tap)	4 ohms
Input Connection		16-2 SJOW (12 ft / 4m)	16-2 SJOW (12 ft / 4m)	5 conductor cord (12 ft / 4m)	16-2 SJOW (12 ft / 4m)
Enclosure		Hand-laminated fiberglass	Hand-laminated fiberglass	Hand-laminated fiberglass	Hand-laminated fiberglass
Finish		Black or white gelcoat	Black or white gelcoat	Black or white gelcoat	Black or white gelcoat
Grille		3-layer Weather-Stop™	3-layer Weather-Stop™	3-layer Weather-Stop™	3-layer Weather-Stop™
Rigging Provisions		(6) ½-13 threaded inserts	(4) ½-13 threaded inserts	(4) ½-13 threaded inserts	(4) ½-13 threaded inserts
Required Accessories		Digital signal processor (DSP)	Digital signal processor (DSP)	Digital signal processor (DSP)	Digital signal processor (DSP)
Supplied Accessories		None	None	None	None
Optional Accessories		TRC400 transformer	TRC400 transformer SSY25KIT mounting kit	TRC400 transformer SSY25KIT mounting kit	TRC400 transformer SSY25KIT mounting kit
Dimensions -	Height	19.38 inches (492 mm)	13.75 inches (349 mm)	13.75 inches (349 mm)	13.75 inches (349 mm)
	Width	33.63 inches (854 mm)	26 inches (660 mm)	26 inches (660 mm)	26 inches (660 mm)
	Depth	21 inches (533 mm)	14.5 inches (368 mm)	14.5 inches (368 mm)	14.5 inches (368 mm)
Weight		74.5 lbs (33.6 kg)	61.5 lbs (27.9 kg)	65.5 lbs (29.7 kg)	61.5 lbs (27.9 kg)

W2-312-94HT	W2-322L-64H	W2-322L-94H	W2-315-64H	W2-315-94H
3-way, full-range	3-way, full-range	3-way, full-range	3-way, full-range	3-way, full-range
LF 1 x 12" MF 1 x M200 HF 1 x VHF100	LF 2 x 12" MF 1 x EM280 HF 1 x VHF100	LF 2 x 12" MF 1 x EM280 HF 1 x VHF100	LF 1 x 15" MF 1 x M200 HF 1 x VHF100	LF 1 x 15" MF 1 x M200 HF 1 x VHF100
90° H x 40° V	60° H x 40° V	90° H x 40° V	60° H x 40° V	90° H x 40° V
50 Hz - 18 kHz	50 Hz - 18 kHz	50 Hz - 18 kHz	60 Hz - 18 kHz	60 Hz - 18 kHz
70 Hz - 15 kHz (±2 dB)	70 Hz - 15 kHz (±3 dB)	70 Hz - 15 kHz (±3 dB)	70 Hz - 15 kHz (±3 dB)	70 Hz - 15 kHz (±3.5 dB)
200W, 70V/100V	LF: 400W RMS / 1000W PGM MF/HF: 160W RMS / 400W PGM	LF: 400W RMS / 1000W PGM MF/HF: 160W RMS / 400W PGM	200W RMS / 500W PGM	200W RMS / 500W PGM
95 dB SPL	LF: 101 dB SPL MF/HF: 104 dB SPL	LF: 101 dB SPL MF/HF: 104 dB SPL	100 dB SPL	99 dB SPL
600 Hz / 3.5 kHz	600 Hz / 3 kHz	600 Hz / 3 kHz	600 Hz / 3.5 kHz	600 Hz / 3.5 kHz
118 dB SPL (on 200W tap)	127 dB SPL 134 dB SPL (peak)	127 dB SPL 134 dB SPL (peak)	123 dB SPL 130 dB SPL (peak)	122 dB SPL 129 dB SPL (peak)
25 ohms (on 200W tap)	LF: 4 ohms MF/HF: 4 ohms	LF: 4 ohms MF/HF: 4 ohms	4 ohms	4 ohms
5 conductor cord (12 ft / 4m)	(2) 16-2 SJOW (12 ft / 4m)	(2) 16-2 SJOW (12 ft / 4m)	16-2 SJOW (12 ft / 4m)	16-2 SJOW (12 ft / 4m)
Hand-laminated fiberglass	Hand-laminated fiberglass	Hand-laminated fiberglass	Hand-laminated fiberglass	Hand-laminated fiberglass
Black or white gelcoat	Black or white gelcoat	Black or white gelcoat	Black or white gelcoat	Black or white gelcoat
3-layer Weather-Stop™	3-layer Weather-Stop™	3-layer Weather-Stop™	3-layer Weather-Stop™	3-layer Weather-Stop™
(4) ½-13 threaded inserts	(6) ½-13 threaded inserts	(6) ½-13 threaded inserts	(6) ½-13 threaded inserts	(6) ½-13 threaded inserts
Digital signal processor (DSP)	Digital signal processor (DSP)	Digital signal processor (DSP)	Digital signal processor (DSP)	Digital signal processor (DSP)
None	None	None	None	None
TRC400 transformer SSY25KIT mounting kit	TRC400 transformer	TRC400 transformer	TRC400 transformer	TRC400 transformer
13.75 inches (349 mm) 26 inches (660 mm) 14.5 inches (368 mm)	24.38 inches (619 mm) 33.63 inches (854 mm) 24.25 inches (616 mm)	24.38 inches (619 mm) 33.63 inches (854 mm) 24.25 inches (616 mm)	19.38 inches (492 mm) 33.63 inches (854 mm) 21 inches (533 mm)	19.38 inches (492 mm) 33.63 inches (854 mm) 21 inches (533 mm)
65.5 lbs (29.7 kg)	108.1 lbs (49 kg)	108.1 lbs (49 kg)	89.8 lbs (40.7 kg)	89.8 lbs (40.7 kg)

W2-I12

12-INCH SUBWOOFER

The W2-I12 is the smallest of the three powerful subwoofers included in the WET II line. This high output, high sensitivity, vented subwoofer system features extended low frequency response down to 40 Hz. With a single carbon fiber cone 12-inch cast frame Ferrofluid-cooled driver mounted in a tuned vented enclosure, the W2-I12 has a maximum output of 116 dB SPL (123 dB SPL peak). The W2-I12 includes four ½-13 threaded inserts for use with Community's optional SSY25KIT mounting accessory. The SSY25KIT includes a 25.75-inch long steel yoke bracket for mounting a W2-I12 subwoofer. Like all WET Series II models, the W2-I12 includes a transferable five-year product warranty against manufacturing defects, plus a 15-year warranty on the structural integrity of its robust enclosure.

WET I12 subwoofers add appreciated low end to the sound systems at Treasure Island in Las Vegas, Sea World in Florida, and Minor League Baseball's Clipper Magazine Stadium in Lancaster, Pennsylvania.



W2-I22

DUAL 12-INCH SUBWOOFER

The W2-I22 subwoofer system, which includes two 12-inch cast frame Ferrofluid-cooled drivers mounted in a tuned vented enclosure, is another option for adding low end. The powerful drivers utilize a molded cone of carbon fiber. With its relatively compact size and weather-resistant properties, the W2-I22 can easily be included in a wide variety of outdoor and indoor applications to add extended LF reproduction. Sized identically to the W2-I215 full-range loudspeaker, the W2-I22 also includes six ½-13 mounting points for custom installation hardware.

W2-I22 subwoofers augment low frequencies in many theme parks in Florida.



W2-I25

DUAL 15-INCH SUBWOOFER

The largest subwoofer of the WET II line, the W2-I25 includes two carbon fiber cone 15-inch cast frame Ferrofluid-cooled LF drivers mounted to a vented enclosure. This powerful subwoofer is a high output, high sensitivity, vented low frequency speaker system with extended low frequency response down to 30 Hz and a maximum output of 125 dB SPL (132 dB peak). Available in black or white finishes to suit the application, the W2-I25 subwoofer is ready to complement all of Community's full-range R-Series and WET II loudspeakers with enhanced low frequency reproduction. While its weather-resistant properties make it ideal for installation in amusement parks, sports arenas and swimming areas, the W2-I25's contemporary design makes it just as appropriate for aesthetic indoor installations as well.

WET I25 subwoofer systems were chosen for low frequency sound on Italy's MSC Musica cruise ship based in Venice, as well as Universal Studios Tours in Florida.




The design goal of Community's WET Series was to create a loudspeaker for long-term outdoor use in any climatic condition, yet provide exceptional sound quality unrestricted by stringent weather resistance requirements. By providing high fidelity "indoor-quality" sound out of doors in a resilient and attractive all-fiberglass enclosure, the WET Series has found itself in tough-service environments like **Universal Studios Escape® Theme Park, Walt Disney World's Animal Kingdom**, and Major League Baseball's **Citizens Bank Park** and **Miller Park**. These and many other installations have earned Community's WET loudspeakers worldwide regard as the industry's premiere outdoor installation product line. **Shown to the right from top to bottom are WET loudspeakers at Dollywood Amusement Park in Tennessee, the NFL Denver Broncos' Invesco Field at Mile High Stadium, Dodger Stadium in Los Angeles and Baltimore/Washington International Airport.**

The upgraded WET Series II from Community combines all of WET's original weather-defying characteristics with improved styling and technology. WET II is entirely constructed of corrosion resistant materials like fiberglass, stainless steel, and carbon fiber, using sophisticated technologies to ensure they will withstand exposure to harsh environmental conditions. WET II features greater precision, tighter tolerance fit, improved acoustical linearity, and a newly developed low-loss, low-distortion 200-watt high fidelity autoformer for 70V/100V applications.




R-Series • WET Series II

Proven Leaders




Cleveland Browns NFL Stadium, Cleveland, Ohio, USA




MSC Musica Cruise Ship, Venice, Italy



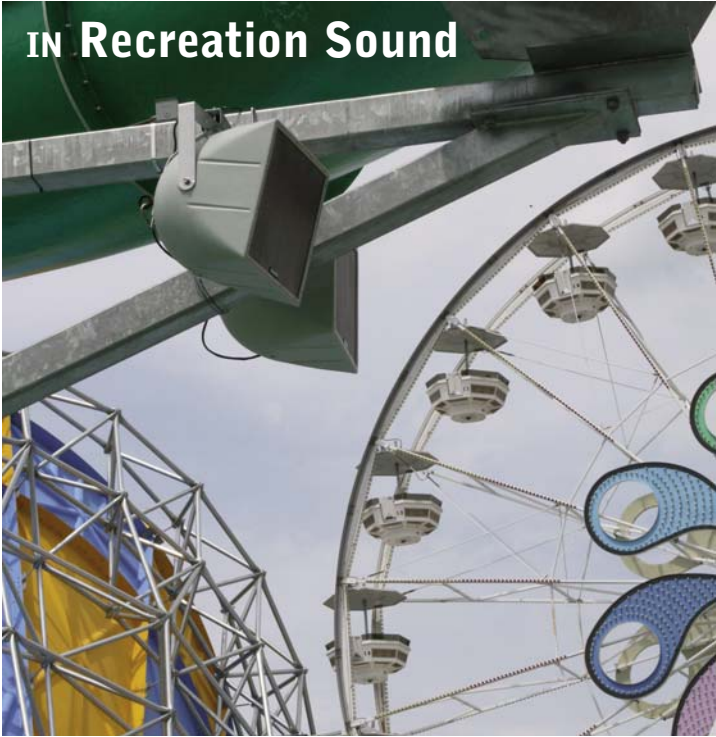
University of Guangzhou Arena, Guangzhou, China




Washington College Kibler Field, Chestertown, Maryland, USA




The Singapore Grand Prix, Marina Bay Street Circuit, Singapore



Hersheypark, Hershey, Pennsylvania, USA



Connecticut Convention Center, Hartford, Connecticut, USA



NASA Space Shuttle Launch Pad, Cape Canaveral, Florida, USA

Community



INNOVATIVE DESIGN. LEGENDARY SOUND.

Community Professional Loudspeakers | 333 East Fifth Street | Chester, PA 19013-4511 USA | (610) 876-3400 | (800) 523-4934 | Fax (610) 874-0190 | www.communitypro.com

02DEC2009