



LIGHT TECHNOLOGY

Via Pio La Torre, 1 • 61010 Tavullia (PU), Italy

Tel. +39 0721 476477 • Fax +39 0721 476170

<http://www.sgm.it> • E-mail: info@sgm.it

I

GB

A000380
rel. 1.00



Lighting consoles / Dimmers



Total control.

SGM STUDIO lighting control consoles are extremely popular among lighting operators and designers throughout the world - for their versatility, user friendliness and reliability.

SGM STUDIO lighting control consoles combine a clear ergonomic control panel and constantly updated operating system with sturdy hardware tested in thousands of models which have come off the production line. With SGM STUDIO lighting control consoles, you just switch them on and you're ready to work: the status of any moving head fixture, scanner, colourchanger, dimmer or conventional luminaire can be checked at a glance.

Each desk's control panel is full of functions but extremely user-friendly: operating areas are clearly divided and controls laid out in a logical manner for precise efficient programming of a single effect or an entire show.

SGM lighting control consoles take all the complexity out of professional lighting control, enabling lighting designers to concentrate entirely on the most creative part of their work.



STUDIO



1 MANUAL PRESETS (manual work section)


2 rows of 24 faders: useable as two 24-channel presets (A+B) or a single 48-channel preset

2 buttons: to enable presets A and B (A+B mode) or to switch the flash buttons of the presets from one bank to the other (single preset mode)

SOLO button: subtractive flash function

LINK button: to disconnect one or more channels from MASTER A and B control

MANUAL PRESET CROSS TIME potentiometer: to set automatic crossfade time from preset A to B (A+B mode)



2 REGISTERS (automated work section)

1 row of 24 faders: controls the memory registers

REGISTER CROSS TIME potentiometer: sets crossfade time from one register to another

GRAB button: stores a scene

PLAY button: runs recorded Event Recording

PAGE button: selects memory pages

MODE button: sets registers' operating mode

4 MASTERS (general control of output levels)

REG potentiometer: controls memory registers

FLASH potentiometer: controls FLASH buttons


GRAND potentiometer: overall control of all the channels

3 LIGHT CHASE CONTROLS (programming and control of chases)

REG button: allocates a chase to a memory register
DIRECT button: sends a chase to the GRAND MASTER
CHASE button: selects the chases
SLOPE potentiometer: crossfade time from one step to another
RATE potentiometer: length of a single step
MUSIC button: runs chases in sync with the music
STEP button: selects the steps of a chase
EDIT button: creates or modifies a chase

6 CONNECTIONS

DMX 512: connection for 'intelligent' units using DMX 512 protocol
Up-down pedal: steps up/down through the registers
SMPT: for recording chains of events with SMPTE time code
MIDI In/Out/Thru: for interconnecting several Studio consoles, connecting to master keyboard, sequencers, etc.
RS-232: for connecting to a PC
Audio In: enables music sync functions



5 DMX UNIT CONTROLS (universal controller for 12 'intelligent' units with max. 36 DMX channels each)

RATE potentiometer: crossfade time from one scene to the next
SPEED potentiometer: speed of mirrors, moving heads and effects (SOFT mode)
MUSIC button: music sync
BKWARD button: inverts scenes' running direction
PAUSE button: pauses running program
STORE button: transfers a program to a memory register
REG button: modifies the parameters of a program in a memory register

DIRECT button: sends a program to the GRAND MASTER
UTIL button: accesses 'utility' functions
SETUP button: enables setup functions
12 PROG buttons: program selection
12 SCENES buttons: scene selection
12 UNIT buttons: 'intelligent' unit selection
Backlit display: 40 digits x 2 rows
2 SCROLL buttons: scroll the DMX channels of the units in blocks of 6
6 faders: control the functions shown on the display
Joystick: positions mirrors and moving heads (absolute coordinates)
4 cursor buttons: position mirrors and moving heads (relative coordinates)
PAN button: blocks PAN control on the joystick
TILT button: blocks TILT control on the joystick

STUDIO 12 and STUDIO 24 are versatile compact lighting control consoles, suited to a vast range of applications: from concerts to theatre, clubs to television studios.



Studio 12

- 12 / 24 channels for dimmable fixtures;
- Manual Presets (2 rows of 12 faders, useable as two 12-channel presets or a single 24-channel preset);
- Registers (1 row of 12 faders which control the memory registers);
- Light Chase controls (for programming and controlling chases);
- 144 Scenes, 144 Light Chases.



Studio 24

- 24 / 48 channels for dimmable fixtures;
- Manual Presets (2 rows of 24 faders, useable as two 24-channel presets or a single 48-channel preset);
- Registers (1 row of 24 faders which control the memory registers);
- Light Chase controls (for programming and controlling chases);
- 576 Scenes, 576 Light Chases.

STUDIO 12 Scan Control and STUDIO 24 Scan Control are powerful flexible lighting control consoles, ideal for the most demanding show events.

These two lighting control consoles add a DMX Unit control section to the functions of the STUDIO 12 e STUDIO 24 models, enabling extremely precise efficient control of 12 'intelligent' units with a maximum of 36 DMX channels each (moving head fixtures, scanners, colourchangers, dimmers and any other units using DMX 512 protocol).



Studio 12 Scan Control

- 12 / 24 channels for dimmable fixtures; controls 512 DMX channels;
- Manual Presets (2 rows of 12 faders, useable as two 12-channel presets or a single 24-channel preset);
- Registers (1 row of 12 faders which control the memory registers);
- Light Chase controls (for programming and controlling chases);
- DMX Unit controls (for controlling 12 units of any kind with a maximum of 36 DMX channels each);
- 144 Scenes, 144 Light Chases, 12 programs x 12 scenes (DMX units).



Studio 24 Scan Control

- 24 / 48 channels for dimmable fixtures; controls 512 DMX channels;
- Manual Presets (2 rows of 24 faders, useable as two 24-channel presets or a single 48-channel preset);
- Registers (1 row of 24 faders which control the memory registers);
- Light Chase controls (for programming and controlling chases);
- DMX Unit controls (for controlling 12 units of any kind with a maximum of 36 DMX channels each);
- 576 Scenes, 576 Light Chases, 12 programs x 12 scenes (DMX units).

Pilot 2000

Pilot 2000 is an extremely versatile universal DMX controller, ideal for a vast range of applications: from concerts to theatre, clubs to television studios, small to large show events.

Compact, but with the performance of a large desk, Pilot 2000 controls 512 freely configurable DMX channels: it's therefore possible to control with utmost flexibility up to 192 dimmer channels and up to 40 'intelligent' units (moving head fixtures, scanners, colourchangers, dimmers, etc.) with a maximum of 36 DMX channels each. Up to 512 DMX channels can be used simultaneously.

Pilot 2000's clear, user-friendly control panel ensures a simple direct approach to programming, with rational operating areas and easily accessible controls:

Multifunction keyboard: 20 multifunction buttons (Memories, Programs, Chases, Psycho effects, Presets, Units, etc.)

Memory Obj: direct selection of the 4 elements that make up the memory: Programs (intelligent unit programs); Chases (sequences of dimmer channels); Psycho (allocation of the switching on of the dimmer channels to 4 different audio bands); Presets (light scenes).

Programming Keyboard: for editing and setting the times and level of the elements which make up the memory.

Operations: control of internal parameters (such as channel mapping) and 'intelligent' unit libraries.

Utility: access to special functions such as Extra, Lamp and Reset, which directly affect the fixtures and 'intelligent' units.

Grand Master: overall control of the output level of dimmer channels and 'intelligent' units.

Universal controls: faders and buttons for direct control of the functions of any 'intelligent' unit; joystick and cursors for extremely precise fixture positioning.

The **large backlit display** ensures easy monitoring under any lighting conditions.

Pilot 2000 has 40 Memories, each of which contains 4 Chases, 4 Psycho effects and 4 Presets for dimmer channels, as well as 4 Programs for 'intelligent' units. Pilot 2000's functions can be constantly updated: the on-board software (including libraries of 'intelligent' unit personalities and Memories) can in fact be easily uploaded into the memory and stored via RS232. A complete series of connections (DMX In/Out, Audio In, RS-232, SMPTE In, MIDI In/Out/Thru) make it a versatile control centre for both small and large installations.

Pilot 2000 is housed in a 4U rack module, facilitating installation or handy desktop use.





0 1 2 3 4 5 6 7 8 9 A B C D E F G H I J K L M N O P Q R S T U V W X Y Z



Powerlight Dimmers

The new series of Powerlight digital dimmers is the result of the most advanced technology applied to professional lighting. Designed for the most demanding applications in both permanent and mobile installations, Powerlight dimmers ensure cutting edge performance and absolute reliability in any operating conditions. The Powerlight range comprises two 6 and 12 channel models, controllable via DMX and RS232 and able to be fitted with a wide choice of output panels.

Powerlight 1212D

Powerlight 1212D is a 12-channel digital dimmer (12A), mounted in a sturdy metal 3U rack container.

All the controls and settings are accessible by means of the buttons on the front panel and can be monitored on the built-in display.

The on-board microcomputer controls a comprehensive series of functions (soft patch, channel mode, channel level, pre-heat, equalization curves, etc.).

Powerlight 1212D was designed paying great attention to reliability and adopts avant-garde technical solutions, including internal self-diagnosis, forced ventilation with air flow proportional to the temperature and output protection with a thermal magnetic circuit-breaker on each channel.

Powerlight 1212D can also be used without an external controller: in fact, it's possible to program 4 different chases with a maximum of 32 steps each.


On-board software can be upgraded via RS-232. On request, 4 connector panels are available: ILME 24, Cabur, Socapex and Powercon.



ILME 24




CABUR



SOCAPEX



POWERCON



ILME 16



CABUR



SOCAPEX

Powerlight 612D

Powerlight 612D is a 6-channel digital dimmer (12A), mounted in a sturdy metal 2U rack container.

All functions can be adjusted with the buttons on the front panel and monitored on the handy backlit display.

The on-board microcomputer controls the main functions of the **Powerlight 612D**, including soft patch, channel mode, channel level, pre-heat and various equalization curves, etc.

Powerlight 612D's total reliability is ensured by an efficient series of electronic protections, including: overheating protection, overvoltage protection, short-circuit protection and protection against incorrect wiring.

Powerlight 612D can also be used as a stand-alone unit: in fact, it's possible to program 8 different chases with a maximum of 32 steps each. **Three** connector panels are available on request: ILME 16, Cabur and Socapex.

Powerlight 612D Powerlight 1212D

Number of dimmer channels	6	12
Amps per channel	12A	12A
Thermal magnetic circuit-breaker for each channel	-	•
Equalization curves per channel	7	7
Programmable chases	8	4
Switch-on with recall of previous status	-	•
Filter ramp time (peak to peak)	70 microsec	250 microsec
Software upgrade via DMX	-	•
DMX In and link-thru connectors	•	•
Automatic frequency selection (50/60 Hz)	•	•
110/220V 50/60Hz single-phase power supply	•	•
380V 50/60Hz 3-phase power supply	•	•
Forced ventilation cooling	Variable	Variable
Dimensions (H x L x W)	84x442x330mm	133x442x400mm
Weight	6Kg	18Kg
19" rack units	2	3

